

City of Black Diamond Capital Improvement Plan 2023 – 2028

Adopted
11/17/2022
Resolution No.
22-1520



Independence Day 2018 on Lake Sawyer
(Photo Credit Craig Goodwin)

TABLE OF CONTENTS
CAPITAL PROJECTS 2023 - 2028

CIP OVERVIEW	3
CIP SUMMARY	6
REFERENCE LIST OF PROJECTS	7
STREET/TRANSPORTATION PROJECTS	9
WATER PROJECTS	28
SEWER PROJECTS	37
STORMWATER PROJECTS	39
FACILITIES AND EQUIPMENT PROJECTS	44
PARKS PROJECTS.....	47
FIRE DEPARTMENT PROJECTS.....	55
POLICE DEPARTMENT PROJECTS	62
CITY ADMINISTRATION PROJECTS	66
CIP CALENDAR	70

Overview of the Capital Improvement Program

What is the Capital Improvement Program?

The Capital Improvement Program (CIP) is a plan that lays out a six-year road map identifying present and future capital and infrastructure needs for the city. It is an investment in the future of our community.

Because the CIP is a plan rather than a budget, actual authorization for capital project spending for the upcoming year occurs when City Council adopts the Annual Budget in December.

Having the long range capital plan completed before the annual operating budget is developed helps management better incorporate both short and long term planning.

For each project there is an estimated start and completion date that has been projected by the city department in charge of the improvement. The CIP also defines the total cost of the project and the amount allocated to the project for each year of the plan.

Examples of projects in Black Diamond's six-year CIP include street rehabilitation, water projects, wastewater facilities, park improvements, a fire station and equipment, police capital facility needs, and general facility capital needs and improvement.

How are projects in the Capital Improvement Plan paid for?

The CIP process involves balancing desired capital improvements that compete for scarce financial resources. Generally, funding for capital improvements is provided through Real Estate Excise Tax revenue (REET), capital reserves, public trust fund loans, grants, impact fees and developer funding.

Real estate excise taxes (REET) are collected from property sales within the city limits and are earmarked specifically for capital projects. However, in order to spend that money, a jurisdiction must have the project identified in a Capital Improvement Plan. So not only is the CIP a great overall planning tool for the city, it is also required to access REET monies.

Additionally, historical documentation of need is usually required when applying for grants. This need is documented in the CIP, as some projects get 'pushed out' from one year to the next due to lack of adequate funding.

Types of Capital Projects

Capital projects are essential to the delivery of many of Black Diamond's core services. The capital projects in each major department are described below.

- Transportation The road system in Black Diamond is a vital infrastructure to city residents, visitors and commuters. This infrastructure includes roads, bridges, bike lanes and sidewalks. The responsibility for the funding and construction of transportation infrastructure is usually shared with developers in the form of impact fees, as new development has need for additional transportation improvements. Most of the funding for street improvement comes from grants.
- Parks and Recreation There are regional and local parks in Black Diamond as well as bike and hiking trails, a skate park and a BMX Course. Outdoor enthusiasts choose to live in Black Diamond for the natural beauty of the surroundings and sporting opportunities. Park facility improvements are primarily financed by grants, real estate excise taxes and developer contributions. A Comprehensive Parks Plan Project is part of this CIP.
- Utilities The city provides water, sewer and stormwater utility services to residents and businesses. Capital Facilities include water sources, facilities, reservoir, water lines, sewer treatment facilities, transmission systems and storm water detention facilities and culverts. Developers contribute to these projects, as growth requires infrastructure expansion. Utility fund reserves, grants, loans and real estate excise taxes also provide funding for utility capital projects in Black Diamond.
- Public Safety Capital facilities and equipment are required to deliver core city services of Police and Fire. These facilities include the fire and police stations, vehicles and major equipment and technology. Funding for these capital projects comes primarily from impact fees, developer funding, grants and real estate excise taxes.
- General Government Capital The city is responsible for funding the construction and maintenance of general capital facilities such as city buildings, vehicles and technology. These costs are primarily funded by real estate excise taxes in this CIP.

Level of Service

The number and type of capital facilities needed to serve Black Diamond is directly related to the level of public service provided. The level of service is established by City Council and the City's Comprehensive Plan.

Maintenance and Funding Constraints

Once completed and placed in service, capital facilities must be maintained. Funding for the maintenance of capital projects for City Utilities are funded with user fees in the respective operating budgets. Maintenance funding for projects are funded through current operations, not the capital budget. For that reason, the availability of funding for future maintenance must be considered when preparing the capital budget.

Development and Approval Process

The Capital Improvement Plan is updated biennially. Individual projects are submitted by department directors. They use a template provided by Finance staff. These requests include an update of current projects and projections on new projects and anticipated costs. Each project must have specific funding sources identified.

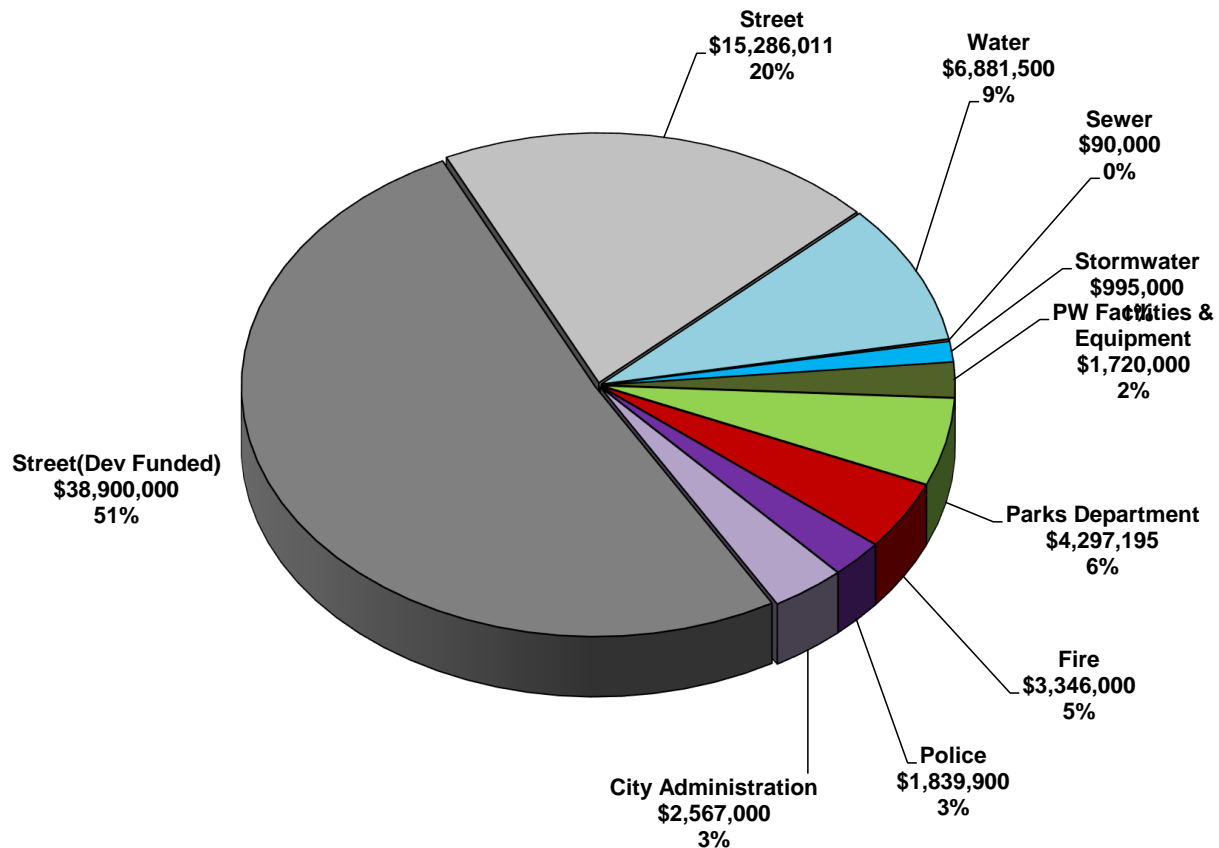
The Mayor, Finance Director and management meet to balance projects to available funding. Council workstudy sessions occur and a public hearing encourages public input. The proposed plan is then brought before Council for approval. This approved CIP then becomes an update and amendment to the capital facility portion of the City's Comprehensive Plan.

Capital Improvement Plan 2023 - 2028

CIP Total Summary - Projects by Department

Departments	Total \$ Project 2023 - 2028	2023	2024	2025	2026	2027	2028
Street Department(Dev Funded)	38,900,000	8,445,000	12,760,000	2,235,000	1,085,000	5,590,000	8,785,000
Street Department	15,286,011	250,000	1,946,647	6,245,689	1,427,450	1,768,200	3,648,025
Water Department	6,881,500	2,152,500	540,000	50,000	535,000	1,449,000	2,155,000
Sewer Department	90,000	-	-	25,000	65,000	-	-
Stormwater Department	995,000	100,000	445,000	125,000	175,000	150,000	-
PW Facilities and Equipment	1,720,000	247,500	262,500	290,000	290,000	315,000	315,000
Parks Department	4,297,195	780,000	1,151,000	479,349	300,000	401,000	1,185,846
Fire Department	3,346,000	496,000	800,000	250,000	1,800,000	-	-
Police Department	1,839,900	100,000	285,000	320,000	360,000	378,000	396,900
City Administration	2,567,000	424,500	383,500	377,500	350,500	425,500	605,500
TOTAL Project Expenditures	\$75,922,606	\$12,995,500	\$18,573,647	\$10,397,538	\$6,387,950	\$10,476,700	\$17,091,271

Total City CIP 2023 - 2028 \$75,922,606



Summary List of Projects		Total \$ Requested	2023	2024	2025	2026	2027	2028
STREET PROJECTS								
T1	General Street Improvement	385,775	50,000	55,000	60,500	66,550	73,200	80,525
T2	Grant Matching Project	975,000	100,000	100,000	150,000	175,000	200,000	250,000
T4	*SR 169 Roundabouts	10,000,000	5,925,000	4,075,000				
T5	Roberts Dr. - City Hall to SR 169	6,110,000		1,059,100	4,015,000	1,035,900		
T6	Downtown Public Parking	455,000	100,000	205,000	150,000			
T7	Sawyer Woods Sidewalk, Ph. I	2,397,736		527,547	1,870,189			
T8	SR 169 Sidewalk - James St. to Roberts Dr.	750,000				150,000	600,000	
T9	Sawyer Woods Sidewalk, Ph. II	2,470,000					550,000	1,920,000
T10	*Pipeline Rd.	11,600,000	2,520,000	8,370,000	710,000			
T11	*Lawson St. Sidewalk, Ph. II	600,000				135,000	465,000	
T12	*North Connector	4,500,000			140,000	950,000	3,410,000	
T13	SE 288th St. Sidewalk, Ph. I	1,557,500					345,000	1,212,500
T14	*Lawson St./SR 169 Intersection Improvements	1,000,000		185,000	815,000			
T15	*Baker St./SR 169 Intersection Improvements	700,000		130,000	570,000			
T16	*Lawson Connector/Lawson Parkway	10,000,000					1,600,000	8,400,000
T17	*Lawson St./Botts Dr. Intersection Improvements	500,000					115,000	385,000
T18	216th Ave. SE Pedestrian Improvements	185,000						185,000
Total STREET PROJECTS		54,186,011	8,695,000	14,706,647	8,480,689	2,512,450	7,358,200	12,433,025
WATER PROJECTS								
W1	Springs & Transmission Reconstruction WSFFA	2,310,000	1,805,000	505,000				
W3	Water Comprehensive Plan Update	302,500	282,500	20,000				
W4	4.3 MG Tank Repaint	40,000	40,000					
W5	Lawson St. Water Main Replacement	1,510,000					380,000	1,130,000
W6	Morganville North Water Main Replacement	1,269,000					259,000	1,010,000
W7	.5 MG Tank Water Reservoir Recoat	340,000	10,000		35,000	295,000		
W9	SCADA System Improvements	90,000	15,000	15,000	15,000	15,000	15,000	15,000
W10	Morgan St AC Water Main Replacement, Ph. I	1,020,000				225,000	795,000	
Total WATER PROJECTS		6,881,500	2,152,500	540,000	50,000	535,000	1,449,000	2,155,000
SEWER PROJECTS								
S2	Diamond Glen Pump Station Decommissioning	90,000			25,000	65,000		
Total SEWER PROJECTS		90,000			25,000	65,000		

Summary List of Projects		Total \$ Requested	2023	2024	2025	2026	2027	2028
STORMWATER PROJECTS								
D1	N. Commercial SR 169 Stormwater Improvements	500,000	100,000	400,000				
D2	Ginder Creek Headwall	170,000		45,000	125,000			
D4	Lawson Hills Stormwater Ponds Improvement	175,000				175,000		
D5	Diamond Glen Stormwater Pond Decommission	150,000					150,000	
Total STORMWATER PROJECTS		995,000	100,000	445,000	125,000	175,000	150,000	
PW Facilities & Equipment								
A1	Public Works Facilities Improvements	215,000	90,000	25,000	25,000	25,000	25,000	25,000
A2	Equipment Replacement Program	1,505,000	157,500	237,500	265,000	265,000	290,000	290,000
TOTAL PW Facilities & Equipment		1,720,000	247,500	262,500	290,000	290,000	315,000	315,000
PARKS PROJECTS								
P1	Skatepark Reconstruction	1,270,000	620,000	350,000	300,000			
P2	Ginder Creek Trail and Site Restoration	379,349	75,000	200,000	104,349			
P3	Ginder Creek Property Acquisition	550,000		200,000		200,000	150,000	
P5	Eagle Creek Park Redevelopment	401,000	50,000	351,000				
P7	Lake Sawyer Park Boat Launch-	886,200					126,000	760,200
P8	Boat Launch Park Shoreline Stabil-Design	275,646						275,646
P9	Grant Matching Project	535,000	35,000	50,000	75,000	100,000	125,000	150,000
TOTAL PARKS PROJECTS		4,297,195	780,000	1,151,000	479,349	300,000	401,000	1,185,846
FIRE DEPARTMENT PROJECTS								
F1	Add New Engine to Fleet	1,100,000		300,000		800,000		
F2	Replace Reserve Engine	400,000	400,000					
F3	Add New Aid Car to Fleet	550,000				550,000		
F4	Replace Brush-Truck Chasis	96,000	96,000					
F5	Fire Station & Equipment	700,000			250,000	450,000		
F6	Breathing Apparatuses	500,000		500,000				
Total FIRE PROJECTS		3,346,000	496,000	800,000	250,000	1,800,000		
POLICE PROJECTS								
L1	Patrol Car & Boat Replacement	1,834,900	100,000	280,000	320,000	360,000	378,000	396,900
L2	Radio Replacement	5,000		5,000				
TOTAL POLICE PROJECTS		1,839,900	100,000	285,000	320,000	360,000	378,000	396,900
GENERAL GOVERNMENT PROJECTS								
G1	Facility Improvements	1,200,000	200,000	200,000	200,000	200,000	200,000	200,000
G2	Gym / Wayfinding Signs	75,000	45,000			30,000		
G3	Technology	1,292,000	179,500	183,500	177,500	120,500	225,500	405,500
Total GENERAL GOVERNMENT PROJECTS		2,567,000	424,500	383,500	377,500	350,500	425,500	605,500
Grand Total Capital Projects		75,922,606	12,995,500	18,573,647	10,397,538	6,387,950	10,476,700	17,091,271

PROJECT FOR THE:

Street Department

T1

PROJECT TITLE:

General Street Improvement

DESCRIPTION

Street Maintenance. Annually the Public Works staff assesses the street system and selects key street preservation and improvement work. Typical activities under this project are chip sealing, crack sealing, patch work and addressing minor safety problems. Work may also include asphalt overlay of existing gravel roadways and engineering for stormwater improvements associated with those roadways.

BACKGROUND

This project provides annual funding for minor street improvements that typically require minimal design engineering.

COMMENTS

Amounts reflect an annual increase of about 10% to account for rising construction costs. Unspent funds would be added to the following year's budget. Utilizing funds from this account can take the place of some other overlay and maintenance projects that have been planned. Specific overlay and maintenance projects may still be included in the 6-Year TIP

CAPITAL PROJECT COSTS	Total \$ Requested	2023	2024	2025	2026	2027	2028
Design Engineering	38,550	5,000	5,500	6,050	6,650	7,300	8,050
Construction Costs	347,225	45,000	49,500	54,450	59,900	65,900	72,475
TOTAL COSTS	385,775	50,000	55,000	60,500	66,550	73,200	80,525
REQUESTED FUNDING	Total \$ Requested	2023	2024	2025	2026	2027	2028
Real Estate Excise Tax II	385,775	50,000	55,000	60,500	66,550	73,200	80,525
TOTAL SOURCES	385,775	50,000	55,000	60,500	66,550	73,200	80,525



PROJECT FOR THE:	Street Department	T2
PROJECT TITLE:	Grant Matching Fund	

DESCRIPTION

This project is used to accumulate matching funds for grants related to street and pedestrian projects now scheduled in the CIP.

BACKGROUND

The city has used this fund for professional technical assistance with grant applications and supplement funding if a grant is received for a project that needs to be moved up in the CIP schedule or if a larger match than anticipated is needed.

Comments

Grants for transportation projects typically require a minimum 15% match. Unused funds should be rolled into the following year's budget to match potentially larger grants.

CAPITAL PROJECT COSTS	Total \$ Requested	2023	2024	2025	2026	2027	2028
Funding to Match Grants	975,000	100,000	100,000	150,000	175,000	200,000	250,000
TOTAL COSTS	975,000	100,000	100,000	150,000	175,000	200,000	250,000
REQUESTED FUNDING	Total \$ Requested	2023	2024	2025	2026	2027	2028
Real Estate Excise Tax II	975,000	100,000	100,000	150,000	175,000	200,000	250,000
TOTAL SOURCES	975,000	100,000	100,000	150,000	175,000	200,000	250,000

What is a matching grant?

A matching grant is a contingent grant awarded only if the receiving entity is able to put up (or independently raise) a sum equal to the amount provided by the granting entity.



PROJECT FOR THE:

Street Department

T4

PROJECT TITLE:

SR 169 Roundabouts

DESCRIPTION

Capacity Adding Project. This project will replace the stop control intersection at Roberts Drive with a roundabout. The intersection with the Black Diamond-Ravensdale Road will be converted to a right in/right out intersection, and a new roundabout at the intersection of SR 169 and the future Pipeline Road will be constructed at the same time.

BACKGROUND

While the businesses on the west side of the road and the Black Diamond-Ravensdale intersection on the east side will only allow right in/right out movements, the two roundabouts will allow motorists access to both. The developer and the Master Development Review Team have worked with WSDOT to determine the roadway alignment and have approval as of spring 2022.

COMMENTS

Preliminary utility work will begin in 2022 with construction likely for 2023 and 2024. Costs prior to 2023 are not shown.

CAPITAL PROJECT COSTS	Total \$ Requested	2023	2024	2025	2026	2027	2028
Environ Engr and Permitting	300,000	300,000					
Design Engineering	500,000	500,000					
Bid Documents	100,000	100,000					
Construction Costs	7,300,000	4,200,000	3,100,000				
Construction Engineering	650,000	350,000	300,000				
Environ Mitigation	600,000	200,000	400,000				
Management / Admin	550,000	275,000	275,000				
TOTAL COSTS	10,000,000	5,925,000	4,075,000				
REQUESTED FUNDING	Total \$ Requested	2023	2024	2025	2026	2027	2028
Developer Funded	10,000,000	5,925,000	4,075,000				
TOTAL SOURCES	10,000,000	5,925,000	4,075,000				



PROJECT FOR THE:

Street Department

T5

PROJECT TITLE:

Roberts Drive Rehabilitation - City Hall to SR 169

DESCRIPTION

Asphalt overlay between City Hall and SR 169, potential conversion of the intersection of Roberts Dr. and Morgan St. to a roundabout, extension of the existing sidewalk from the King County Library to SR 169, pedestrian lighting, and associated stormwater improvements. Work may include a pedestrian crossing at Ginder Creek.

BACKGROUND

Roberts Drive has been improved by the City and the developer from western City limits to City Hall. The sidewalk has also been extended from western city limits to the King County Library.

COMMENTS

This project could be broken up into two projects. A developer is responsible for the roundabout at Roberts and Morgan but could potentially contribute grant funding to the City. Conversion of this intersection to a roundabout would score more points in a grant application. If broken up, the project would be an asphalt overlay from City Hall to the library for one project, and complete roadway improvements from the library to SR 169 for the second.

CAPITAL PROJECT COSTS	Total \$ Requested	2023	2024	2025	2026	2027	2028
Design and Bid Docs	900,000		900,000				
Management / Admin	15,000		10,000	5,000			
Management and Inspection	10,000			10,000			
Construction	5,035,900			4,000,000	1,035,900		
Services During Construction	149,100		149,100				
TOTAL COSTS	6,110,000		1,059,100	4,015,000	1,035,900		
REQUESTED FUNDING	Total \$ Requested	2023	2024	2025	2026	2027	2028
Grant Matching	115,000		35,000	40,000	40,000		
Real Estate Excise Tax II	301,500			186,115	115,385		
Grants	5,193,500		900,235	3,412,750	880,515		
Developer Contribution	500,000		123,865	376,135			
TOTAL SOURCES	6,110,000		1,059,100	4,015,000	1,035,900		



PROJECT FOR THE:

Street Department

T6

PROJECT TITLE:

Downtown Public Parking

DESCRIPTION

Develop additional public parking in the downtown area of Baker Street and Railroad Ave. This project would be to study options for parking in and around the historic downtown area.

BACKGROUND

Most of the existing buildings in the Railroad Ave area were constructed without off street parking lots other than the Eagles Hall. This area is zoned "Town Center" which does not require off street parking with the development of the property. There currently is a deficiency in available parking to support the existing businesses. The scope of this project will be refined in the initial preliminary engineering phase. In the preliminary phase of this project the City will compare several options for expanding parking in the area.

COMMENTS

CAPITAL PROJECT COSTS	Total \$ Requested	2023	2024	2025	2026	2027	2028
Land/Right of Way	150,000		150,000				
Preliminary Engineering	15,000		15,000				
Design Engineering	35,000		35,000				
Management and Admin	10,000	5,000	5,000				
Construction	150,000			150,000			
Parking Study	95,000	95,000					
TOTAL COSTS	455,000	100,000	205,000	150,000			
REQUESTED FUNDING	Total \$ Requested	2023	2024	2025	2026	2027	2028
Grants	228,750	75,000	153,750				
Grant Matching	76,250	25,000	51,250				
Real Estate Excise Tax II	150,000			150,000			
TOTAL SOURCES	455,000	100,000	205,000	150,000			



PROJECT FOR THE:	Street Department	T7
PROJECT TITLE:	Sawyer Woods Sidewalk, Ph. I	

DESCRIPTION	New sidewalk, across from Sawyer Woods Elementary on 228th Ave. SE between SE 312th St. and SE 307th Pl. Work would include a sidewalk, pedestrian lighting, stormwater facilities, and a block wall.
BACKGROUND	Sidewalks have been emphasized for pedestrian safety and mobility throughout the city. This sidewalk would give walking students to Sawyer Woods Elementary safer access to school. It will also help provide safer access to the Lake Sawyer Regional Park.
COMMENTS	This project is dependent on grant funding.

CAPITAL PROJECT COSTS	Total \$ 2023 - 2028	2023	2024	2025	2026	2027	2028
Land/Right of Way	60,000		60,000				
Design Engineering	467,547		467,547				
Construction Costs	1,870,189			1,870,189			
TOTAL COSTS	2,397,736		527,547	1,870,189			
REQUESTED FUNDING	Total \$ 2023 - 2028	2023	2024	2025	2026	2027	2028
Safe Routes to School Grant	2,207,736		485,743	1,721,993			
Grant Matching	190,000		41,804	148,196			
TOTAL SOURCES	2,397,736		527,547	1,870,189			



DESCRIPTION

Create a pedestrian link between James Street and Roberts Drive along SR 169 on the west side of the road. Crosswalks would be needed at James St. to connect with the existing sidewalk that goes south with James St. along with Rectangular Rapid Flashing Beacons (RRFBs).

BACKGROUND

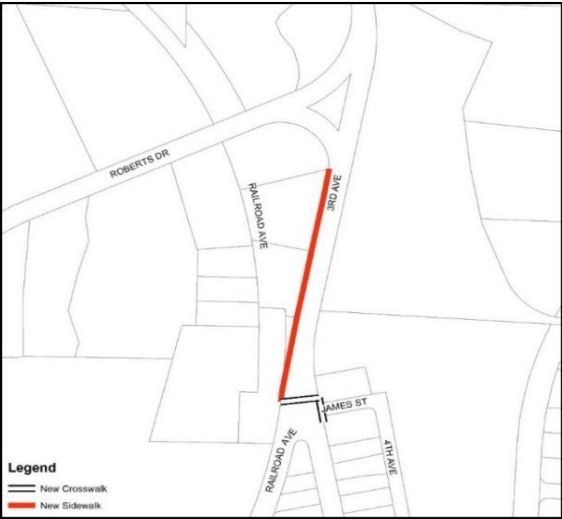
This 6-foot wide sidewalk would provide a link to the downtown area and the north commercial area.

COMMENTS

This project is dependent on grant funding.

CAPITAL PROJECT COSTS	Total \$ Requested	2023	2024	2025	2026	2027	2028
Design and Bid Docs	140,000				140,000		
Management and Admin	15,000				10,000	5,000	
Management and Inspection	5,000					5,000	
Construction	580,000					580,000	
Services During Construction	10,000					10,000	
TOTAL COSTS	750,000				150,000	600,000	

REQUESTED FUNDING	Total \$ Requested	2023	2024	2025	2026	2027	2028
Grant Matching	112,500				22,500	90,000	
TIB Grant	637,500				127,500	510,000	
TOTAL SOURCES	750,000				150,000	600,000	



PROJECT FOR THE:	Street Department	T10
PROJECT TITLE:	Pipeline Road	

DESCRIPTION

This project is a requirement of developer of the MPD. It calls for the construction of a new roadway, along with pedestrian facilities, between a new roundabout on the Lake Sawyer Rd. to a new roundabout on SR 169, by the old Columbia Bank building.

BACKGROUND

This project is a requirement of the development agreement for The Villages. It will go along an existing access road in the Palmer Coking Coal pit.

COMMENTS

Timing on this project is driven by the development agreement for The Villages.

CAPITAL PROJECT COSTS	Total \$ Requested	2023	2024	2025	2026	2027	2028
Preliminary Engineering	150,000	150,000					
Management and Admin	150,000	20,000	120,000	10,000			
Construction	8,950,000		8,250,000	700,000			
Design Engineering	2,350,000	2,350,000					
TOTAL COSTS	11,600,000	2,520,000	8,370,000	710,000			
REQUESTED FUNDING	Total \$ Requested	2023	2024	2025	2026	2027	2028
Developer Funded	11,600,000	2,520,000	8,370,000	710,000			
TOTAL SOURCES	11,600,000	2,520,000	8,370,000	710,000			



PROJECT FOR THE:	Street Department	T11
PROJECT TITLE:	Lawson St. Sidewalk, Ph. II	

DESCRIPTION

Pedestrian connection on Lawson St. between 6th Ave. and Newcastle Dr. Work would include a crosswalk at 6th Ave. and a crosswalk at Newcastle Dr. The sidewalk placement would be on the south side of Lawson St. due to minimal space on the north side for a sidewalk and any necessary stormwater features.

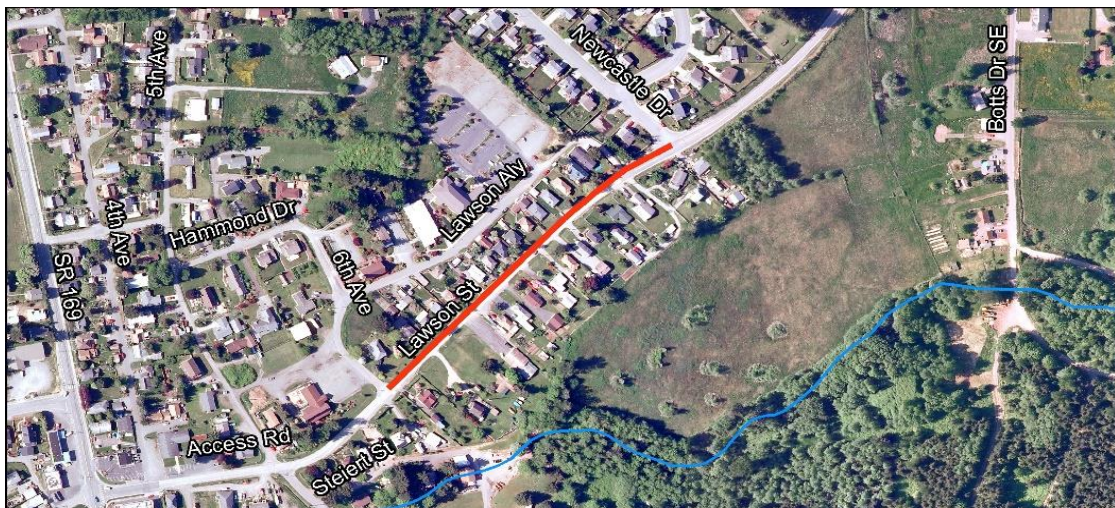
BACKGROUND

This project would provide a pedestrian connection for residents along Lawson St., residents in Lawson Hills Estates, and future residents of the Lawson Hills MPD to Council Chambers, Black Diamond Elementary, the historic downtown, the King County Library, Morganville, and Ten Trails.

COMMENTS

Public Works has explored grant funding for this project in the past. Funding agencies have advised that this project likely would not score well. This is a planned project by the developer for the Lawson Hills MPD. There is a potential for Safe Routes to School funding

CAPITAL PROJECT COSTS	Total \$ Requested	2023	2024	2025	2026	2027	2028
Design Engineering	120,000				120,000		
Management and Administration	30,000				15,000	15,000	
Construction Costs	450,000					450,000	
TOTAL COSTS	600,000				135,000	465,000	
REQUESTED FUNDING	Total \$ Requested	2023	2024	2025	2026	2027	2028
Developer Funding	600,000				135,000	465,000	
TOTAL SOURCES	600,000				135,000	465,000	



PROJECT FOR THE:	Street Department	T12
PROJECT TITLE:	North Connector	

DESCRIPTION New minor arterial connection to SR 169 in the north triangle (potential roundabout) south to the future Pipeline Rd. and Roberts Dr.

BACKGROUND This project is a requirement of the development agreement for The Villages and will be necessary for the commercial area located in the north triangle portion of The Villages MPD.

COMMENTS Timing on this project is driven by the development agreement for The Villages.

CAPITAL PROJECT COSTS	Total \$ Requested	2023	2024	2025	2026	2027	2028
Preliminary Engineering	250,000			125,000	125,000		
Construction Engineering	75,000					75,000	
Design Engineering	800,000				800,000		
Management and Administration	90,000			15,000	25,000	50,000	
Construction Costs	3,285,000					3,285,000	
TOTAL COSTS	4,500,000			140,000	950,000	3,410,000	
REQUESTED FUNDING	Total \$ Requested	2023	2024	2025	2026	2027	2028
Developer Funded	4,500,000			140,000	950,000	3,410,000	
TOTAL SOURCES	4,500,000			140,000	950,000	3,410,000	



PROJECT FOR THE:

Street Department

T13

PROJECT TITLE:

SE 288th St. Sidewalk, Ph. I

DESCRIPTION

New 6' wide sidewalk on the south side of SE 288th St. between 216th Ave. and 224th Ave. SE. Work will also include any necessary stormwater improvements and could include pedestrian-level lighting.

BACKGROUND

Sidewalks have been emphasized for pedestrian safety and mobility throughout the city. This sidewalk start to build a network of sidewalks on the city-side of the road. This first leg would connect to 216th, which would connect residents on and around SE 288th to the neighborhood commercial area on 216th between SE 288th and SE 292nd.

COMMENTS

This project is dependent on grant funding.

CAPITAL PROJECT COSTS	Total \$ Requested	2023	2024	2025	2026	2027	2028
Management/Administration	45,000					20,000	25,000
Design Engineering	350,000					325,000	25,000
Construction Costs	1,162,500						1,162,500
TOTAL COSTS	1,557,500					345,000	1,212,500
REQUESTED FUNDING	Total \$ Requested	2023	2024	2025	2026	2027	2028
Grant Match	70,000					30,000	40,000
TIB Grant	1,323,875					293,250	1,030,625
Real Estate Excise Tax II	163,625					21,750	141,875
TOTAL SOURCES	1,557,500					345,000	1,212,500



PROJECT FOR THE:	Street Department	T14
PROJECT TITLE:	Lawson St/SR 169 Intersection Improvements	

DESCRIPTION Developer project to improve the intersection of Lawson St. and SR 169. Work would include channelization improvements and a new signal to facilitate turning movements.

BACKGROUND This project was included as mitigation for the Lawson Hills MPD. This project will be completed in conjunction with the Baker St./SR 169 Intersection (project T15) due to the proximity of the intersections. They will need to be designed together to determine the best solution for both intersections.

COMMENTS

CAPITAL PROJECT COSTS	Total \$ Requested	2023	2024	2025	2026	2027	2028
Design and Bid Docs	155,000		155,000				
Management and Administra	45,000		30,000	15,000			
Management and Inspection	15,000			15,000			
Construction	785,000			785,000			
TOTAL COSTS	1,000,000		185,000	815,000			
REQUESTED FUNDING	Total \$ Requested	2023	2024	2025	2026	2027	2028
Developer Funded	1,000,000		185,000	815,000			
TOTAL SOURCES	1,000,000		185,000	815,000			



PROJECT FOR THE:	Street Department	T15
PROJECT TITLE:	Baker St./SR 169 Intersection Improvements	

DESCRIPTION	Developer project to improve the intersection of Baker St. and SR 169. Work would include channelization improvements and a new signal to facilitate turning movements.
BACKGROUND	This project was included as mitigation for the Lawson Hills MPD. This project will be completed in conjunction with the Lawson St./SR 169 Intersection (project T14) due to the proximity of the intersections. They will need to be designed together to determine the best solution for both intersections.
COMMENTS	

CAPITAL PROJECT COSTS	Total \$ Requested	2023	2024	2025	2026	2027	2028
Design and Bid Docs	110,000		110,000				
Management and Administra	30,000		20,000	10,000			
Management and Inspection	10,000			10,000			
Construction	550,000			550,000			
TOTAL COSTS	700,000		130,000	570,000			
REQUESTED FUNDING	Total \$ Requested	2023	2024	2025	2026	2027	2028
Developer Funded	700,000		130,000	570,000			
TOTAL SOURCES	700,000		130,000	570,000			



PROJECT FOR THE:

Street Department

T16

PROJECT TITLE:

Lawson Connector/Lawson Parkway

DESCRIPTION

This project is a requirement of the developer of the Lawson Hills MPD. It calls for the construction of a new 36' wide minor arterial connection to SR 169 (between the roundabout at Roberts Dr. and James St.) along with pedestrian facilities, bike lanes, and street lighting.

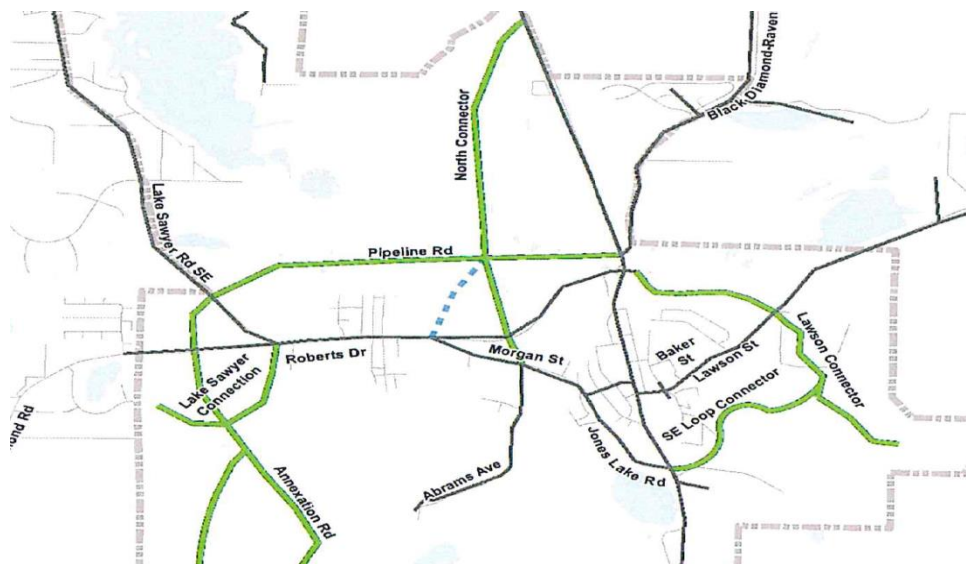
BACKGROUND

This project is a requirement of the development agreement for Lawson Hills. It will connect to Lawson Street via a new route to the east of the Lawson Hills Estates neighborhood.

COMMENTS

Timing on this project is driven by the development agreement for Lawson Hills Estates.

CAPITAL PROJECT COSTS	Total \$ Requested	2023	2024	2025	2026	2027	2028
Design Engineering	1,550,000					1,550,000	
Construction Costs	8,350,000						8,350,000
Management and Administration	100,000					50,000	50,000
TOTAL COSTS	10,000,000					1,600,000	8,400,000
REQUESTED FUNDING	Total \$ Requested	2023	2024	2025	2026	2027	2028
Developer Funding	10,000,000					1,600,000	8,400,000
TOTAL SOURCES	10,000,000					1,600,000	8,400,000



PROJECT FOR THE:

Street Department

T17

PROJECT TITLE:

Lawson St./Botts Dr. Intersection Improvements

DESCRIPTION

This project is a requirement of the developer of the Lawson Hills MPD. It calls for intersection improvements, including stop controls, at the intersection of Lawson St. and Botts Dr.

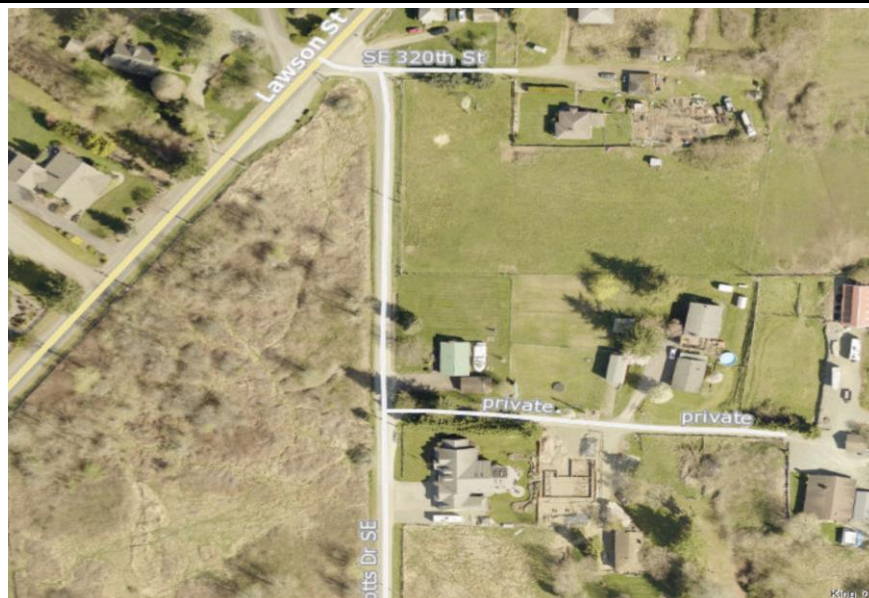
BACKGROUND

This project is a requirement of the development agreement for Lawson Hills. It could potentially be completed in conjunction with the Lawson Connector/Lawson Parkway project.

COMMENTS

Timing on this project is driven by the development agreement for Lawson Hills Estates.

CAPITAL PROJECT COSTS	Total \$ Requested	2023	2024	2025	2026	2027	2028
Design Engineering	100,000					100,000	
Construction Costs	370,000						370,000
Management and Administration	30,000					15,000	15,000
TOTAL COSTS	500,000					115,000	385,000
REQUESTED FUNDING	Total \$ Requested	2023	2024	2025	2026	2027	2028
Developer Funding	500,000					115,000	385,000
Water Connection/Reserves							
TOTAL SOURCES	500,000					115,000	385,000



PROJECT FOR THE:

Street Department

T18

PROJECT TITLE:

216th Ave. SE Pedestrian Improvements

DESCRIPTION

New pedestrian facilities on the east side of 216th Ave. SE between SE 288th St. and SE 292nd St. (Covington-Sawyer Rd.). Work will also include any necessary stormwater improvements and could include pedestrian-level lighting.

BACKGROUND

Sidewalks have been emphasized for pedestrian safety and mobility throughout the city. This sidewalk would put safer pedestrian facilities on the east side of 216th in front of the existing businesses. Design work will need to incorporate maintaining access and parking for businesses in this area. This project could link to future sidewalks south towards Kentlake High School and further to Sawyer Woods Elementary (projects T7 and T9).

COMMENTS

The City could seek grant funding in 2027, project design in 2028, with construction in 2029. The estimate below shows design-related costs only. Construction costs are currently estimated at \$565,000 for a total project cost of \$750,000. This project would be dependent on grant funding, which would carry a minimum match requirement of 15%.

CAPITAL PROJECT COSTS	Total \$ Requested	2023	2024	2025	2026	2027	2028
Management/Administration	10,000						10,000
Design Engineering	175,000						175,000
TOTAL COSTS	185,000						185,000
REQUESTED FUNDING	Total \$ Requested	2023	2024	2025	2026	2027	2028
Grant Match	27,750						27,750
TIB Grant	157,250						157,250
TOTAL SOURCES	185,000						185,000



Street Department (Transportation Projects)

CAPITAL PROJECT SUMMARY

Expenditure Summary by Project								
Project Name		Capital Plan 2023-2028						
		Total \$ Requested 2023-2028	2023	2024	2025	2026	2027	2028
T1	General Street Improvement	385,775	50,000	55,000	60,500	66,550	73,200	80,525
T2	Grant Matching Project	975,000	100,000	100,000	150,000	175,000	200,000	250,000
T4	*SR 169 Roundabouts	10,000,000	5,925,000	4,075,000				
T5	Roberts Dr. - City Hall to SR 169	6,110,000		1,059,100	4,015,000	1,035,900		
T6	Downtown Public Parking	455,000	100,000	205,000	150,000			
T7	Sawyer Woods Sidewalk, Ph. I	2,397,736		527,547	1,870,189			
T8	SR 169 Sidewalk - James St. to Roberts Dr.	750,000				150,000	600,000	
T9	Sawyer Woods Sidewalk, Ph. II	2,470,000					550,000	1,920,000
T10	*Pipeline Rd.	11,600,000	2,520,000	8,370,000	710,000			
T11	*Lawson St. Sidewalk, Ph. II	600,000				135,000	465,000	
T12	*North Connector	4,500,000			140,000	950,000	3,410,000	
T13	SE 288th St. Sidewalk, Ph. I	1,557,500					345,000	1,212,500
T14	*Lawson St./SR 169 Intersection Improvements	1,000,000		185,000	815,000			
T15	*Baker St./SR 169 Intersection Improvements	700,000		130,000	570,000			
T16	*Lawson Connector/Lawson Parkway	10,000,000					1,600,000	8,400,000
T17	*Lawson St./Botts Dr. Intersection Improvemen	500,000					115,000	385,000
T18	216th Ave. SE Pedestrian Improvements	185,000						185,000
TOTAL ESTIMATED COSTS		\$54,186,011	\$8,695,000	\$14,706,647	\$8,480,689	\$2,512,450	\$7,358,200	\$12,433,025

* Developer-funded project

Street Department (Transportation Projects)

CAPITAL PROJECT SUMMARY

Funding Sources							
	Total \$ Requested 2023-2028	2023	2024	2025	2026	2027	2028
TIB, CDBG and Other Grants							
T5 Roberts Dr. - City Hall to SR 169	5,193,500		900,235	3,412,750	880,515		
T6 Downtown Public Parking	228,750	75,000	41,250	112,500			
T7 Sawyer Woods Sidewalk, Ph. I	2,207,736		485,743	1,721,993			
T8 SR 169 - James St. to Roberts Dr. Sidewalk	637,500				127,500	510,000	
T9 Sawyer Woods Sidewalk, Ph. II	2,350,000					523,000	1,827,000
T13 SE 288th St. Sidewalk, Ph. I	1,323,875					293,250	1,030,625
T18 216th Ave. SE Pedestrian Improvements	157,250						157,250
	\$12,098,611	\$75,000	\$1,427,228	\$5,247,243	\$1,008,015	\$1,326,250	\$3,014,875
Developer Funded/Impact Fees/SEPA							
T4 SR 169 Roundabouts	10,000,000	5,925,000	4,075,000				
T5 Roberts Dr. - City Hall to SR 169	500,000		123,865	376,135			
T10 Pipeline Rd.	11,600,000	2,520,000	8,370,000	710,000			
T11 Lawson St. Sidewalk, Ph. II	600,000				135,000	465,000	
T12 North Connector	4,500,000			140,000	950,000	3,410,000	
T14 Lawson St./SR 169 Intersection Improvements	1,000,000		185,000	815,000			
T15 Baker St./SR 169 Intersection Improvements	700,000		130,000	570,000			
T16 Lawson Connector/Lawson Parkway	10,000,000					1,600,000	8,400,000
T17 Lawson St./Botts Dr. Intersection Improvement	500,000					115,000	385,000
Total Developer/Impact/SEPA Funding	\$39,400,000	\$8,445,000	\$12,883,865	\$2,611,135	\$1,085,000	\$5,590,000	\$8,785,000
Real Estate Excise Tax II Funding or Grant Matching							
T1 General Street Improvement	385,775	50,000	55,000	60,500	66,550	73,200	80,525
T2 Grant Matching Project	975,000	100,000	100,000	150,000	175,000	200,000	250,000
T5 Roberts Dr. - City Hall to SR 169	416,500		35,000	226,115	155,385		
T6 Downtown Public Parking	226,250	25,000	163,750	37,500			
T7 Sawyer Woods Sidewalk, Ph. I	190,000		41,804	148,196			
T8 SR 169 Sidewalk - James St. to Roberts Dr.	112,500				22,500	90,000	
T9 Sawyer Woods Sidewalk, Ph. II	120,000					27,000	93,000
T13 SE 288th St. Sidewalk, Ph. I	233,625					51,750	181,875
T18 216th Ave. SE Pedestrian Improvements	27,750						27,750
Total Real Estate Excise Tax II Funding	\$2,687,400	\$175,000	\$395,554	\$622,311	\$419,435	\$441,950	\$633,150
TOTAL ESTIMATED FUNDING SOURCES	\$54,186,011	\$8,695,000	\$14,706,647	\$8,480,689	\$2,512,450	\$7,358,200	\$12,433,025

PROJECT FOR THE:

Water Department

W1

PROJECT TITLE:

Springs & Transmission Reconstruction (WSFFA)

DESCRIPTION

This project is down to its final two phases: replacing pipes from the Springs source and over the steep slope, and reconstructing the river crossing.

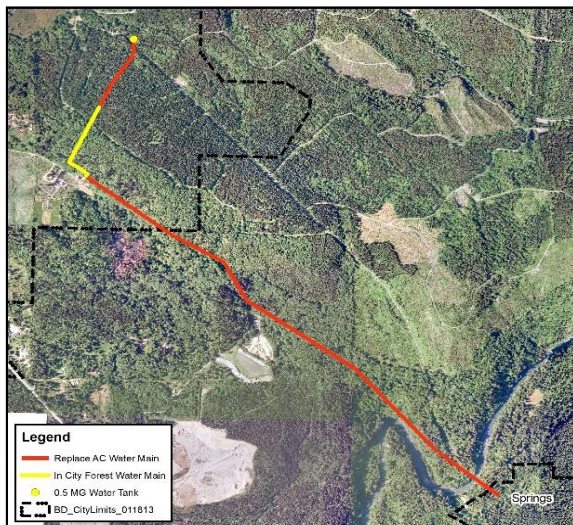
BACKGROUND

The Water Supply and Facilities Funding Agreement (WSFFA, Resolutions 331 and 334) was put in place in 2003 to help major landowners within the City to have adequate water supply for their developments. The agreement identified capacity adding and system reliability tasks to be funded by the landowners which resulted and will result in significant upgrades to the City's water system.

COMMENTS

Design is underway on the final two tasks. A Shoreline Development Permit application was submitted to King County in November 2021. The County estimates a one-year review timeframe for those permits.

CAPITAL PROJECT COSTS	Total \$ Requested	2023	2024	2025	2026	2027	2028
Design Engineering	300,000	300,000					
Management and Admin	10,000	5,000	5,000				
Construction Costs	2,000,000	1,500,000	500,000				
TOTAL COSTS	2,310,000	1,805,000	505,000				
REQUESTED FUNDING	Total \$ Requested	2023	2024	2025	2026	2027	2028
Water Supply & Facility Funding Agreement	2,310,000	1,805,000	505,000				
TOTAL SOURCES	2,310,000	1,805,000	505,000				



PROJECT FOR THE:

Water Department

W3

PROJECT TITLE:

Water Comprehensive Plan Update

DESCRIPTION

The Department of Health requires an update of the Water Comprehensive Plan every 6 years to 10 years. The city received an extension of the previous Water Comprehensive Plan.

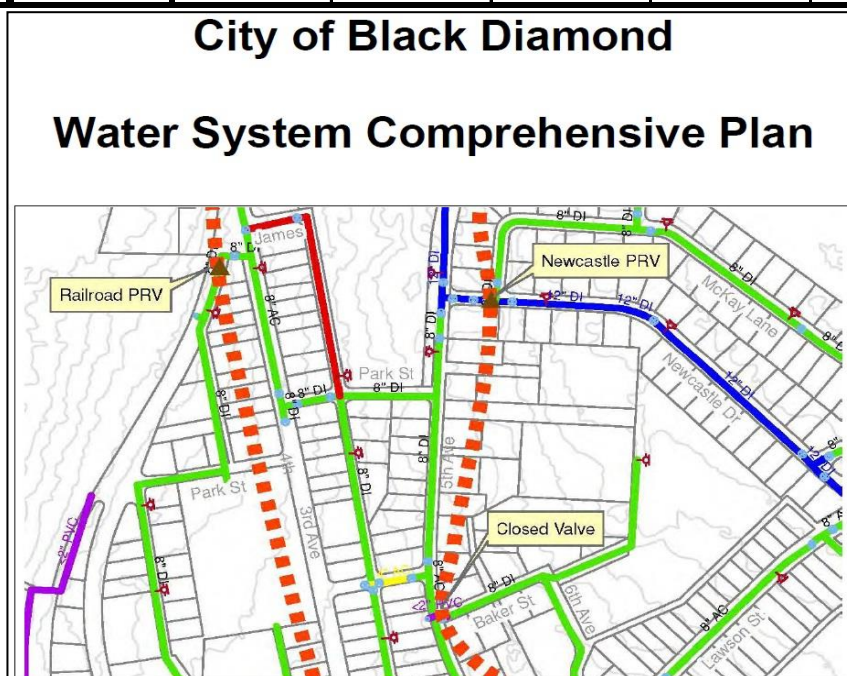
BACKGROUND

The Water Comprehensive Plan is intended to be a document that captures current City water facilities and creates a plan looking forward for how current customers and future customers will receive adequate water supply as well as meet fire flow requirements.

COMMENTS

A draft update was started by City staff but never completed. The City will need to hire a consultant to restart the process.

CAPITAL PROJECT COSTS	Total \$ Requested	2023	2024	2025	2026	2027	2028
Management and Administration	12,500	7,500	5,000				
Engineering Consultant	275,000	275,000					
Public hearings/edits/approvals	15,000		15,000				
TOTAL COSTS	302,500	282,500	20,000				
REQUESTED FUNDING	Total \$ Requested	2023	2024	2025	2026	2027	2028
Water Rates	302,500	282,500	20,000				
TOTAL SOURCES	302,500	282,500	20,000				



PROJECT FOR THE:

Water Department

W4

PROJECT TITLE:

4.3 Mil Gal Tank Maintenance & Repairs

DESCRIPTION

The 4.3 million gallon water tank will be 17 years old in 2023. The interior will need inspection. The exterior will need cleaning and potentially spot treatment where the coating is damaged.

COMMENTS

While this project is a maintenance project, the work does extend the life of the coating by 10 years or more and therefore is included in this Capital Improvement Plan

COMMENTS

This is specialized work and requires specialized inspections, both of which will need to be completed by contractors/consultants.

CAPITAL PROJECT COSTS	Total \$ Requested	2023	2024	2025	2026	2027	2028
Inspections	10,000	10,000					
Water Tank Maintenance	30,000	30,000					
TOTAL COSTS	40,000	40,000					
REQUESTED FUNDING	Total \$ Requested	2023	2024	2025	2026	2027	2028
Water Rates	40,000	40,000					
TOTAL SOURCES	40,000	40,000					

Newly constructed



August 2016



PROJECT FOR THE:

Water Department

W5

PROJECT TITLE:

Lawson Street Water Main Replacement

DESCRIPTION

Upgrade the existing 8" water main to a 12" ductile iron water main on Lawson St. between 2nd Ave. and 6th Ave. Work will also require the replacement of a pressure reducing valve (PRV).

BACKGROUND

This portion of water main replacement was targetted for increasing fire flow redundancy in the downtown area along SR 169.

COMMENTS

The water main between 6th Ave. and Newcastle Dr. will need to be replaced at a future date. The section between 2nd and 6th helps provide redundancy in the system for fire flow.

CAPITAL PROJECT COSTS	Total \$ Requested	2023	2024	2025	2026	2027	2028
Design Engineering	380,000					380,000	
Construction Costs	1,130,000						1,130,000
TOTAL COSTS	1,510,000					380,000	1,130,000
REQUESTED FUNDING	Total \$ Requested	2023	2024	2025	2026	2027	2028
Real Estate Excise Tax II	330,000						330,000
Water Fund Reserves	1,180,000					380,000	800,000
TOTAL SOURCES	1,510,000					380,000	1,130,000



PROJECT FOR THE:

Water Department

W6

PROJECT TITLE:

Morganville North Water Main Replacement

DESCRIPTION

Replace 4 inch and 6 inch asbestos water main on Morgan Drive from Roberts Drive to the north end of Morgan Drive, east to Union and then south 350 feet to the existing ductile iron pipe, for a total of 1,600 feet.

BACKGROUND

This project will improve fire flows to the north Morganville area and replace substandard pipe that is nearing its useful performance life. An income survey will be required to determine eligibility for Community Development Block Grant Funding.

COMMENTS

Further future study of the existing asbestos water mains may show that a different asbestos water main should be replaced than this particular water main. Leak history, street reconstruction projects, pavement condition, developer improvements and asbestos pipe strength tests may change the priority of the asbestos pipe to be replaced.

CAPITAL PROJECT COSTS	Total \$ Requested	2023	2024	2025	2026	2027	2028
King County Environmental	4,000					4,000	
Design Engineering & Bid Docs	250,000					250,000	
Management and Admin	15,000					5,000	10,000
Construction	900,000						900,000
Contingency	100,000						100,000
TOTAL COSTS	1,269,000					259,000	1,010,000
REQUESTED FUNDING	Total \$ Requested	2023	2024	2025	2026	2027	2028
KC CDBG Grant	499,000					259,000	240,000
REET II	300,000						300,000
Water Rates	470,000						470,000
TOTAL SOURCES	1,269,000					259,000	1,010,000



PROJECT FOR THE:

Water Department

W7

PROJECT TITLE:

0.5 MG Water Reservoir Recoat

DESCRIPTION

Repaint the 0.5 MG reservoir inside and out. This project would also add equipment for water mixing in the tank to eliminate stagnation and to insure chlorine residuals remain at optimum levels prior to distribution.

BACKGROUND

The city drained and inspected the interior of the water tank in 2015. The interior coating has deteriorated to a point where total replacement is needed. If the developer were to move forward with development above this reservoir, it may be a better solution to rebuild the storage capacity up above at a higher elevation. However the lower reservoir would need to last until the higher one is built.

COMMENTS

This project may be pushed out a few more years waiting for the development schedule for Lawson Hills in order to make a decision to defer the project for a few more years or move forward and paint the tank and preserve it. Another inspection might be necessary to determine remaining useful life of this reservoir.

CAPITAL PROJECT COSTS	Total \$ Requested	2023	2024	2025	2026	2027	2028
Design Engineering & Bid Docs	35,000			35,000			
Specialty Inspection	20,000	10,000			10,000		
Tank Painting	250,000				250,000		
Tank Mixing	30,000				30,000		
Project Management	5,000				5,000		
TOTAL COSTS	340,000	10,000		35,000	295,000		
REQUESTED FUNDING	Total \$ Requested	2023	2024	2025	2026	2027	2028
Water rates	340,000	10,000		35,000	295,000		
TOTAL SOURCES	340,000	10,000		35,000	295,000		



PROJECT FOR THE:

Water Department

W9

PROJECT TITLE:

SCADA System Improvements

DESCRIPTION

The city continues to update the SCADA (Supervisory Control and Data Acquisition) system for the water and sewer system. This project sets aside funds so that as needs come up the Public Works Operations staff can update software, computers, communication systems or upgrade the Programmable Logic Controller as needed rather than delaying needed improvements for a bigger project to be defined, budgeted, and implemented. This set aside strategy will assist the city with smoothing out the budgeting to the needs and keep the operations more reliable with lower malfunction risks.

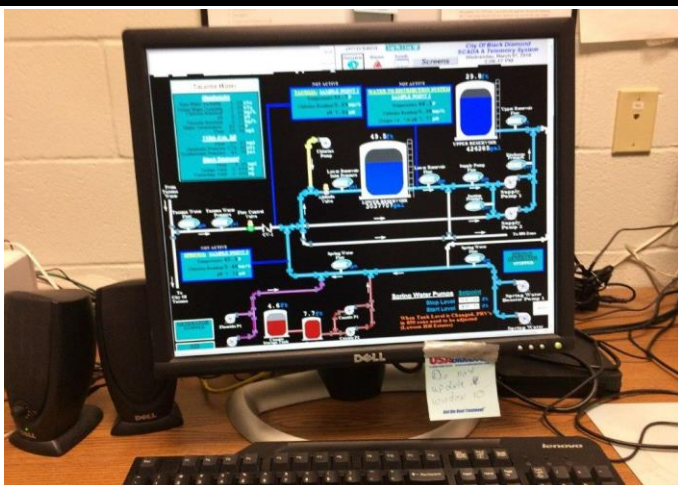
BACKGROUND

The city's water has a system of pump controllers, computers, software and communications systems that operates, monitors, sends alarms and collects data on our water and sewer system. This project proposes to upgrade components of the overall system as needed going forward. Some years expenses may be minimal but as the funds are rolled over, the city will be able to afford the upgrades with less single year budget impact.

COMMENTS

The City continues to work through SCADA issues and is working with IT to find better solutions for communication with the City's water system, particularly at the North Bank Pump Station. Future work could include installation of communication lines between the 4.3 MG reservoir and the North Bank Pump Station.

CAPITAL PROJECT COSTS	Total \$ Requested	2023	2024	2025	2026	2027	2028
Tech Provider Services	45,000	7,500	7,500	7,500	7,500	7,500	7,500
Equipment and Software	45,000	7,500	7,500	7,500	7,500	7,500	7,500
TOTAL COSTS	90,000	15,000	15,000	15,000	15,000	15,000	15,000
REQUESTED FUNDING	Total \$ Requested	2023	2024	2025	2026	2027	2028
Water Rates	45,000	7,500	7,500	7,500	7,500	7,500	7,500
Sewer Rates	45,000	7,500	7,500	7,500	7,500	7,500	7,500
TOTAL SOURCES	90,000	15,000	15,000	15,000	15,000	15,000	15,000



PROJECT FOR THE:	Water Department	W10
PROJECT TITLE:	Morgan Street AC Water Main Replacement, Ph. I	

DESCRIPTION

Replace 1,155 feet of old 6 inch asbestos water main from Miner Ave to the Arboretum Short Plat with a 12 inch water main. The project may include an asphalt overlay as part of the street restoration.

BACKGROUND

The city recently completed the downtown water main improvements and this would continue improvements down Morgan Street. The remainder of Morgan Street will be completed in the future.

COMMENTS

A portion of this work could be completed by developer(s).

CAPITAL PROJECT COSTS	Total \$ Requested	2023	2024	2025	2026	2027	2028
Construction Engineering	25,000					25,000	
Management and Administration	20,000				10,000	10,000	
Permitting, easements, legal	25,000				15,000	10,000	
Engineering	200,000				200,000		
Construction Costs	750,000					750,000	
TOTAL COSTS	1,020,000				225,000	795,000	
REQUESTED FUNDING	Total \$ Requested	2023	2024	2025	2026	2027	2028
KC CDBG Grant	500,000				225,000	275,000	
Real Estate Excise Tax II	220,000					220,000	
Water Fund Reserves	300,000					300,000	
TOTAL SOURCES	1,020,000				225,000	795,000	



Water Department

CAPITAL PROJECT SUMMARY

Expenditure Summary by Project								
Project Name		Capital Plan 2023-2028						
		Total \$ Requested 2023-2028	2023	2024	2025	2026	2027	2028
W1	Springs & Transmission Reconstruction WSFFA	2,310,000	1,805,000	505,000				
W3	Water Comprehensive Plan Update	302,500	282,500	20,000				
W4	4.3 MG Tank Repaint	40,000	40,000					
W5	Lawson St. Water Main Replacement	1,510,000					380,000	1,130,000
W6	Morganville North Water Main Replacement	1,269,000					259,000	1,010,000
W7	.5 MG Tank Water Reservoir Recoat	340,000	10,000		35,000	295,000		
W9	SCADA System Improvements	90,000	15,000	15,000	15,000	15,000	15,000	15,000
W10	Morgan St AC Water Main Replacement, Ph. I	1,020,000				225,000	795,000	
TOTAL ESTIMATED COSTS		\$6,881,500	\$2,152,500	\$540,000	\$50,000	\$535,000	\$1,449,000	\$2,155,000
Funding Sources								
		Total \$ Requested 2023-2028	2023	2024	2025	2026	2027	2028
Water Reserves and Rates								
W3	Water Comprehensive Plan Update	302,500	282,500	20,000				
W4	4.3 MG Tank Repaint	40,000	40,000					
W5	Lawson St. Water Main Replacement	1,180,000					380,000	800,000
W6	Morganville North Water Main Replacement	470,000						470,000
W7	.5 MG Tank Water Reservoir Recoat	340,000	10,000		35,000	295,000		
W9	SCADA System Improvements	45,000	7,500	7,500	7,500	7,500	7,500	7,500
W10	Morgan St AC Water Main Replacement, Ph. I	300,000					300,000	
Total Water Reserves & Rates		\$2,677,500	\$340,000	\$27,500	\$42,500	\$302,500	\$687,500	\$1,277,500
Real Estate Excise Tax II								
W5	Lawson St. Water Main Replacement	330,000						330,000
W6	Morganville North Water Main Replacement	300,000						300,000
W10	Morgan St AC Water Main Replacement, Ph. I	220,000					220,000	
Total Water Reserves & Rates		\$850,000					\$220,000	\$630,000
Water System & Facilities Funding Agmt (WSFFA)								
W1	Springs & Transmission Reconstruction WSFFA	2,310,000	1,805,000	505,000				
Total WSFFA Funds		\$2,310,000	\$1,805,000	\$505,000				
Grant Funding								
W6	Morganville North Water Main Replacement	499,000					259,000	240,000
W10	Morgan St AC Water Main Replacement, Ph. I	500,000				225,000	275,000	
Total Grant Funding		\$999,000				\$225,000	\$534,000	\$240,000
Sewer Rates								
W9	SCADA System Improvements	45,000	7,500	7,500	7,500	7,500	7,500	7,500
Total Sewer Rates		\$45,000	\$7,500	\$7,500	\$7,500	\$7,500	\$7,500	\$7,500
TOTAL ESTIMATED FUNDING SOURCES		\$6,881,500	\$2,152,500	\$540,000	\$50,000	\$535,000	\$1,449,000	\$2,155,000

PROJECT FOR THE:

Sewer Department

S2

PROJECT TITLE:

Diamond Glen Pump Station Decommissioning

DESCRIPTION

Remove pumps and equipment and install gravity sewer main to tie into new sewer mains from Master Planned Development to the west.

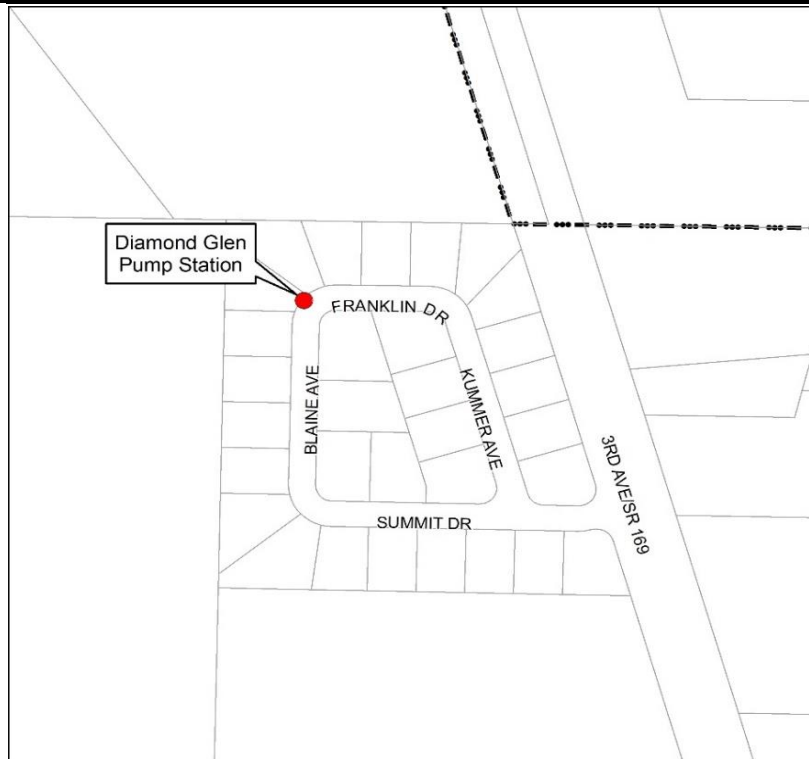
BACKGROUND

Once the development to the west moves forward, the city will have the opportunity to eliminate this small sewer pump station by tying the sewer main in Diamond Glen to gravity sewer mains to the west.

COMMENTS

This project will save maintenance expense and remove surface facilities in the front yard of two homes.

CAPITAL PROJECT COSTS	Total \$ Requested	2023	2024	2025	2026	2027	2028
Design Engineering	20,000			20,000			
Construction Costs	60,000				60,000		
Management and Admin	10,000			5,000	5,000		
TOTAL COSTS	90,000			25,000	65,000		
REQUESTED FUNDING	Total \$ Requested	2023	2024	2025	2026	2027	2028
Sewer Reserves	90,000			25,000	65,000		
TOTAL SOURCES	90,000			25,000	65,000		



Sewer Department

CAPITAL PROJECT SUMMARY

Expenditure Summary by Project							
Project Name	Capital Plan 2023-2028						
	Total \$ Requested 2023-2028	2023	2024	2025	2026	2027	2028
S2 Diamond Glen Pump Station Decommissioning	90,000			25,000	65,000		
TOTAL ESTIMATED COSTS	\$90,000			\$25,000	\$65,000		
Funding Sources							
	Total \$ Requested 2023-2028	2023	2024	2025	2026	2027	2028
Sewer Reserves							
Man: Diamond Glen Pump Station Decommissioning	90,000			25,000	65,000		
Total Sewer Reserves	\$90,000			\$25,000	\$65,000		
TOTAL ESTIMATED FUNDING SOURCES	\$90,000			\$25,000	\$65,000		

PROJECT FOR THE:

Stormwater Department

D1

PROJECT TITLE:

N. Com and SR 169 Stormwater Treatment Pond

DESCRIPTION

Construct a stormwater treatment facility for the stormwater discharge coming off Park Street. This stormwater discharge is the second highest priority to get treated because of the size of the discharge and the pollutants coming off the state route and the old downtown area.

BACKGROUND

With a total maximum daily load (TMDL) on Lake Sawyer for phosphorous, the city is looking for opportunities to reduce phosphorous inputs from existing untreated stormwater discharges. Stormwater outfall discharges from the commercial area and the state route appear to have the highest pollutant loadings as compared to other city stormwater outfalls.

COMMENTS

The City has found a 24' x 8' stormfilter vault would provide sufficient treatment for existing pollutant generating sources in the north commercial area along SR 169. Developer(s) may help with this expense as part of treatment for future roundabouts. The City utilized grant funds to purchase property for stormwater treatment at the intersection of Roberts Dr. & SR 169.

CAPITAL PROJECT COSTS	Total \$ Requested	2023	2024	2025	2026	2027	2028
Design Engineering	100,000	100,000					
Construction	400,000		400,000				
TOTAL COSTS	500,000	100,000	400,000				
REQUESTED FUNDING	Total \$ Requested	2023	2024	2025	2026	2027	2028
Stormwater Connection/Rates	300,000	100,000	200,000				
Real Estate Excise Tax II	200,000		200,000				
TOTAL SOURCES	500,000	100,000	400,000				



PROJECT FOR THE:

Stormwater Department

D2

PROJECT TITLE:

Ginder Creek Headwall

DESCRIPTION

Reconstruct an 80 foot section of the Ginder Creek Headwall along the north side of Roberts Drive.

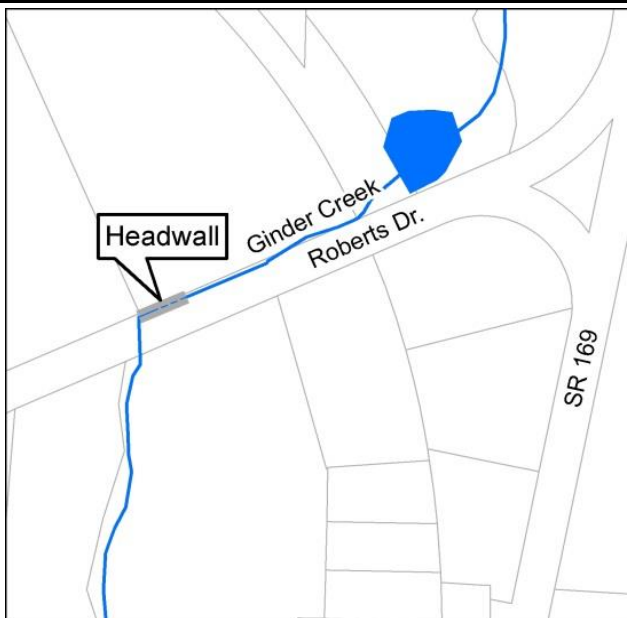
BACKGROUND

The base of the existing concrete headwall was not constructed deep enough so that high flows in Ginder Creek have undermined the headwall, destabilizing the wall. The headwall has been slowly tilting into the Creek. Staff has braced the headwall as an interim step to hold the wall in position.

COMMENTS

This project is needed to protect the roadway and prevent the erosion that would occur if the headwall tipped over. A significant amount of the cost of this project will be related to environmental permitting. This project may get rolled into a the Roberts Dr. City Hall to SR 169 project (T5) if TIB grant(s) are obtained for this road segment.

CAPITAL PROJECT COSTS	Total \$ Requested	2023	2024	2025	2026	2027	2028
Design Engineering	40,000		40,000				
Construction	120,000			120,000			
Management and Admin	10,000		5,000	5,000			
TOTAL COSTS	170,000		45,000	125,000			
REQUESTED FUNDING	Total \$ Requested	2023	2024	2025	2026	2027	2028
REET II	25,500		6,750	18,750			
TIB Grant	144,500		38,250	106,250			
TOTAL SOURCES	170,000		45,000	125,000			



PROJECT FOR THE:	Stormwater Department	D4
PROJECT TITLE:	Lawson Hills Stormwater Ponds	

DESCRIPTION

Move existing stormwater treatment facilities in the Lawson Hills neighborhood underground, allowing for better recreational space at the parks.


BACKGROUND

The original intent of these storm ponds was to provide joint use for homeowner association provided recreation facilities and city provided stormwater detention and treatment facilities. The configuration hasn't worked very well for stormwater or for recreation. The city would like to work with the homeowners association to put the stormwater facilities underground so that the surface of the lots will be well drained and available for year around recreation and open space for the neighborhood.

COMMENTS

This project would make the stormwater system and the surface park easier to maintain for both agencies. Cooperation and funding commitment from the homeowners association will be needed. Stormwater funding is not available.

CAPITAL PROJECT COSTS	Total \$ Requested	2023	2024	2025	2026	2027	2028
In House Design and Mgmt	20,000				20,000		
Construction	150,000				150,000		
Management and Admin	5,000				5,000		
TOTAL COSTS	175,000				175,000		
REQUESTED FUNDING	Total \$ Requested	2023	2024	2025	2026	2027	2028
REET II	100,000				100,000		
Homeowners Association	75,000				75,000		
TOTAL SOURCES	175,000				175,000		



PROJECT FOR THE:

Stormwater Department

D5

PROJECT TITLE:

Diamond Glen Storm Pond Decommission

DESCRIPTION

Decommission the Diamond Glen Storm Pond by capturing stormwater runoff in the Diamond Glen neighborhood and piping it to the future, larger stormwater treatment facility to the west.

BACKGROUND

Many small stormwater facilities increase the city maintenance costs. Providing a commensurate amount of storage and treatment in the larger regional stormwater pond to the west would allow the land to be reclaimed for a residential lot, improve the neighborhood and lower maintenance costs.

COMMENTS

Legal and planning issues must be addressed before the city property can be sold or re-purposed.

CAPITAL PROJECT COSTS	Total \$ Requested	2023	2024	2025	2026	2027	2028
Purchase Offsite Pond Capacity	25,000					25,000	
Design	20,000					20,000	
Construction	30,000					30,000	
Management and Admin	5,000					5,000	
Return Funds to Storm Ops.	70,000					70,000	
TOTAL COSTS	150,000					150,000	
REQUESTED FUNDING	Total \$ Requested	2023	2024	2025	2026	2027	2028
Sale of Lot	150,000					150,000	
TOTAL SOURCES	150,000					150,000	



Stormwater Department

CAPITAL PROJECT FUNDING SUMMARY

Capital Plan 2019 - 2024							
Project Title	Total \$ 2023 - 2028	2023	2024	2025	2026	2027	2028
D1 N. Commercial SR 169 Stormwater Improvements	500,000	100,000	400,000				
D2 Ginder Creek Headwall	170,000		45,000	125,000			
D4 Lawson Hills Stormwater Ponds Improvement	175,000				175,000		
D5 Diamond Glen Stormwater Pond Decommission	150,000					150,000	
TOTAL ESTIMATED EXPENDITURES	\$995,000	\$145,000	\$445,000	\$125,000	\$175,000	\$150,000	
Funding Sources							
	Total \$ 2023 - 2028	2023	2024	2025	2026	2027	2028
TIB Grant							
D2 Ginder Creek Headwall	144,500		38,250	106,250			
Total TIB Grant Funding	\$144,500		\$38,250	\$106,250			
Stormwater Funding							
D1 N. Commercial SR 169 Stormwater Improvements	300,000	100,000	200,000				
D4 Lawson Hills Stormwater Ponds Improvement	100,000				100,000		
Total Stormwater Connection/Rates	\$400,000	\$100,000	\$200,000		\$100,000		
Sale of Land (Stormwater Funds)							
D5 Diamond Glen Stormwater Pond Decommission	150,000					150,000	
Total Sale of Land	\$150,000					\$150,000	
Home Owners Association							
D4 Lawson Hills Stormwater Ponds Improvement	75,000				75,000		
Total HOA	\$75,000				\$75,000		
Feal Estate Excise Tax II							
D1 N. Commercial SR 169 Stormwater Improvements	200,000		200,000				
D2 Ginder Creek Headwall	25,500		6,750	18,750			
Total REET II Funding	\$25,500		\$206,750	\$18,750			
TOTAL ESTIMATED FUNDING SOURCES	995,000	145,000	445,000	125,000	175,000	150,000	

PROJECT FOR THE:

PW Facilities and Equipment

A1

PROJECT TITLE:

Public Works Facility Improvements

DESCRIPTION

With more equipment, more record keeping needs, growing staff, need for a materials handling site, more operations office work, more equipment repair space needs, more dry storage needs and meetings/training room needs, improvements to the Public Works Facilities will be needed.

BACKGROUND

This infrastructure need is proposed as a step by step improvement to the PW facilities rather than a major one time improvement. In the past the city has added the equipment wash facility, new doors and dividing wall for better use of the ware house, new roof on the warehouse and the shop and added employee offices and lunch room space.

COMMENTS

Purchase a 24x40 trailer for office space and furniture in 2023 to accommodate continued growth in the department.

CAPITAL PROJECT COSTS	Total \$ Requested	2023	2024	2025	2026	2027	2028
Design and Permitting	65,000	40,000	5,000	5,000	5,000	5,000	5,000
Construction Costs	150,000	50,000	20,000	20,000	20,000	20,000	20,000
TOTAL COSTS	215,000	90,000	25,000	25,000	25,000	25,000	25,000
REQUESTED FUNDING	Total \$ Requested	2023	2024	2025	2026	2027	2028
Public Works Op Budgets	215,000	90,000	25,000	25,000	25,000	25,000	25,000
TOTAL SOURCES	215,000	90,000	25,000	25,000	25,000	25,000	25,000



City of Sammamish



PROJECT FOR THE:	PW Facilities and Equipment	A2
PROJECT TITLE:	Equipment Replacement Program	

DESCRIPTION

Replace and purchase new equipment, as needed, for the Public Works Department needs, with regular, fairly distributed, expenses to the various departments.

BACKGROUND

The current funding level which has been in place for about 10 years appears to be enough to meet the current needs of the department. No adjustments are currently being recommended.

COMMENTS

More maintenance has necessitated better equipment. Rising inflation has complicated purchases. 1st year contribution will build back the fund, with subsequent years adjusting based on projected needs.

CAPITAL PROJECT COSTS	Total \$ Requested	2023	2024	2025	2026	2027	2028
Contribution to Equipment Fund	1,505,000	157,500	237,500	265,000	265,000	290,000	290,000
TOTAL COSTS	1,505,000	157,500	237,500	265,000	265,000	290,000	290,000
REQUESTED FUNDING	Total \$ Requested	2023	2024	2025	2026	2027	2028
Water Department	340,000	35,000	55,000	60,000	60,000	65,000	65,000
Street Department	340,000	35,000	55,000	60,000	60,000	65,000	65,000
Stormwater Department	340,000	35,000	55,000	60,000	60,000	65,000	65,000
Parks, Cemetery, Facilities	145,000	17,500	17,500	25,000	25,000	30,000	30,000
Sewer Funds	340,000	35,000	55,000	60,000	60,000	65,000	65,000
TOTAL SOURCES	1,505,000	157,500	237,500	265,000	265,000	290,000	290,000

Public Works Equipment Replacement Plan	2023	2024	2025	2026	2027	2028
2015 Ford Pickup (Facilities)			50,000			
1/2 Ton Utility Truck 4x4	50,000					
Ford Expedition (PW Admin)	50,000					
1998 White Ford Dump Truck			50,000			
1/2 Ton Utility Truck 4x4	50,000					
Thermoplastic Machine	13,500					
Shoulder Mower		80,000				
Subaru Legacy (City Hall)						45,000
Flatbed Dumptruck				100,000		
Morganville Generator					45,000	
Kubota Small Utility Vehicle w/broom	30,000					
Street Sweeper				50,000		
		\$ 193,500	\$ 80,000	\$ 100,000	\$ 150,000	\$ 45,000
					\$ 45,000	\$ 45,000

Public Works Facilities and Equipment CAPITAL PROJECT SUMMARY

Capital Plan 2019 - 2024							
Project Title	Total \$ Requested 2023-2028	2023	2024	2025	2026	2027	2028
A1 Public Works Facilities Improvements	215,000	90,000	25,000	25,000	25,000	25,000	25,000
A2 Equipment Replacement Program	1,505,000	157,500	237,500	265,000	265,000	290,000	290,000
TOTAL PLANNED EXPENDITURES	\$1,720,000	\$247,500	\$262,500	\$290,000	\$290,000	\$315,000	\$315,000
Funding Sources							
	Total \$ Requested 2023-2028	2023	2024	2025	2026	2027	2028
PW Operating Budget							
A1 Public Works Facility Improvements	215,000	90,000	25,000	25,000	25,000	25,000	25,000
Total PW Operating	\$215,000	\$90,000	\$25,000	\$25,000	\$25,000	\$25,000	\$25,000
Department Contributions							
A2 Water Department	340,000	35,000	55,000	60,000	60,000	65,000	65,000
A2 Street Department	340,000	35,000	55,000	60,000	60,000	65,000	65,000
A2 Stormwater Department	340,000	35,000	55,000	60,000	60,000	65,000	65,000
A2 Parks, Cemetery, Facilities	145,000	17,500	17,500	25,000	25,000	30,000	30,000
A2 Sewer Funds	340,000	35,000	55,000	60,000	60,000	65,000	65,000
Total Loans	\$1,505,000	\$157,500	\$237,500	\$265,000	\$265,000	\$290,000	\$290,000
TOTAL ESTIMATED FUNDING SOURCES	\$1,720,000	\$247,500	\$262,500	\$290,000	\$290,000	\$315,000	\$315,000

PROJECT FOR THE:

Parks Department

P1

PROJECT TITLE:

Skatepark Reconstruction

DESCRIPTION

The redevelopment of the skatepark property includes demolition of existing facilities, a new concrete skatepark structure, new signage, a restroom, picnic tables, drinking fountain, outdoor lighting, and landscaping. The parking lot will be paved and include designated ADA parking and a sidewalk to the park.

BACKGROUND

The modular skatepark was removed in early 2021 due to ongoing maintenance and safety issues. City staff are actively applying for grant funding to develop a new skatepark and pump track on the existing property. Budgeted items include phasing of park with a new concrete skatepark and ADA accessibility and parking as phase 1 and site furnishings and landscape in phase 2. Phase 3 would consist of pump track, new playground. Public Works Maintenance costs will need to be added to budget when Skate Park is completed.

COMMENTS

Pending grant application submitted Summer 2022; grant awarded in Fall 2023

CAPITAL PROJECT COSTS	Total \$ Requested	2023	2024	2025	2026	2027	2028
Design Engineering	50,000	50,000					
Ph1-Concrete Sk Pk/ ADA/ Parking	570,000	570,000					
Ph2-Landscaping/ furninshing	350,000		350,000				
Ph3-Pump Track/ new playground	300,000			300,000			
TOTAL COSTS	1,270,000	620,000	350,000	300,000			
REQUESTED FUNDING	Total \$ Requested	2023	2024	2025	2026	2027	2028
REET I carry-over fr 2022	400,000	400,000					
REET I Gr. Matching	135,000	35,000	100,000				
Kc Parks Tax Levy	270,000	70,000	200,000				
KC Grant	30,000	30,000					
KC Grant	85,000	85,000					
RCO Grant	350,000		50,000	300,000			
TOTAL SOURCES	1,270,000	620,000	350,000	300,000			



PROJECT FOR THE:

Parks Department

P2

PROJECT TITLE:

Ginder Creek Trail and Site Restoration

DESCRIPTION

Review the most recent critical areas delineation with the wetlands consultant and verify boundaries and buffers. Install split-rail (or similar) fencing and signage within park boundaries outside buffer edge and restore/replant buffer. Design and construct a multi-purpose trail to connect Roberts Drive and Morgan/Park Street. Develop a small parking lot on Roberts Drive.

BACKGROUND

The city acquired the Ginder Creek parcel as a component to the open space agreement signed in 2005. Initial planning efforts, work with the city council, as well as public input has steered the parks department towards trail development along the Ginder Creek corridor. This area has historically been used for agricultural activities, but has since remained fallow, with the proliferation of invasive reed canary grass, evergreen blackberry, and scotch broom. This trail will provide a north/south link from Roberts Drive to Morgan Street and provide the public enjoyment of the natural area along Ginder Creek.

COMMENTS

Public Works Maintenance costs need to be added once project is complete

CAPITAL PROJECT COSTS	Total \$ Requested	2023	2024	2025	2026	2027	2028
Design & Permitting	75,000	75,000					
Trail: Rbt Dr. to Morgan/ Park St.	304,349		200,000	104,349			
TOTAL COSTS	379,349	75,000	200,000	104,349			
REQUESTED FUNDING	Total \$ Requested	2023	2024	2025	2026	2027	2028
REET 1	75,000		75,000				
Existing-King County Park Levv	200,000	75,000	125,000				
If Renewal Of Pk Tax Levy	104,349			104,349			
TOTAL SOURCES	379,349	75,000	200,000	104,349			



PROJECT FOR THE:

Parks Department

P3

PROJECT TITLE:

Ginder Creek Property Acquisition & Improvement

DESCRIPTION

Matching funds set aside to acquire additional property adjacent to Ginder Creek Park to provide frontage onto Morgan and Railroad Avenue to connect downtown with Roberts Drive access and provide additional parking area. Provide signage throughout park.

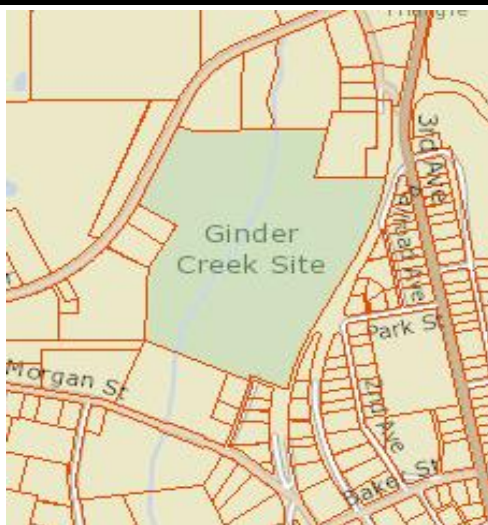
BACKGROUND

Grant opportunities with King County Conservations Futures for land acquisition to acquire and protect natural resources adjacent to parks with creek corridors and critical areas for nature conservancy and historic preservation. There are potential properties abutting Ginder Creek Park.

COMMENTS

This project is to fulfill the city's role in good stewardship of the public land.

CAPITAL PROJECT COSTS	Total \$ Requested	2023	2024	2025	2026	2027	2028
Land Acquisition Matching	200,000		200,000				
Parking Lot	200,000				200,000		
Trail Connection	150,000					150,000	
TOTAL COSTS	550,000		200,000		200,000	150,000	
REQUESTED FUNDING	Total \$ Requested	2023	2024	2025	2026	2027	2028
Conservations Future Grant	200,000		200,000				
Other Grant Funding	200,000				200,000		
Real Estate Excise Tax	150,000					150,000	
TOTAL SOURCES	550,000		200,000		200,000	150,000	



DESCRIPTION

Replace existing playground equipment with adaptive and inclusive equipment suitable for children. Install park amenities, including a toilet facility, drinking fountain, lighting and signage.

BACKGROUND

Residents report that this playground is not interesting or appropriate for ages 5 and up who want access to a playground. It currently looks like a pocket park that is similar to what is typically found in a neighborhood community and owned and maintained by an HOA. Redevelopment of this park will rebrand it as a public amenity to attract youth of all ages. There is also the possibility of expanding the park area into the stormwater detention tract with soil amendments for passive recreation, as the pond is currently oversized and doesn't hold water.

COMMENTS

Once design and engineering are completed, it is easier to be eligible for grants.

CAPITAL PROJECT COSTS	Total \$ Requested	2023	2024	2025	2026	2027	2028
Design and Permitting	50,000	50,000					
Construction Costs	351,000		351,000				
TOTAL COSTS	401,000	50,000	351,000				
REQUESTED FUNDING	Total \$ Requested	2023	2024	2025	2026	2027	2028
King County Youth Sports Grant	351,000		351,000				
REET I	50,000	50,000					
TOTAL SOURCES	401,000	50,000	351,000				



DESCRIPTION

Redevelop the parking area to include new paving and repair the boat launch ramps and build a new dock. Improvements to the boat launch include a new public dock and site improvements, including signage, permeable paver boat parking, lawn repair, and fencing.

BACKGROUND

The public has reported that the boat ramp is difficult to back-up into and drop boats because the ramp is too narrow and curves. The boat ramp needs to be expanded and include a boat dock to help boat occupants enter and exit their boats to better access the lake. The parking lot needs to be improved to enhance auto circulation and needs a wider drive aisle. Local residents cite the need for additional police presence as well.

COMMENTS

Future park expansion needs a detailed feasibility study, outlining options, costs, revenue sources, alternatives and any future maintenance costs.

CAPITAL PROJECT COSTS	Total \$ Requested	2023	2024	2025	2026	2027	2028
Eng., Design & Permitting	126,000					126,000	
Design & Construction	760,200						760,200
TOTAL COSTS	886,200					126,000	760,200
REQUESTED FUNDING	Total \$ Requested	2023	2024	2025	2026	2027	2028
Grant Funding	760,200						760,200
REET 1	126,000					126,000	
TOTAL SOURCES	886,200					126,000	760,200



PROJECT FOR THE:

Parks Department

P8

PROJECT TITLE:

Boat Launch Park Shoreline Stabilization-Desn & Perm.

DESCRIPTION

Using boulder and plantings to reinforce the shoreline stop the bank erosion and protect old growth trees along the shoreline.

BACKGROUND

The City many years ago, stabilized the bank with wood retaining walls, rebar and logs. The logs bounced along the shore and only partially protected the bank. The logs were a maintenance problem and periodically broke loose causing a hazard on the lake. The wood retaining wall has deteriorated significantly. The rebar has been an ongoing maintenance problem and hazard. Once design, Engineering and permitting are complete, construction costs will be known and added.

COMMENTS

Park, Recreation & Open Space (PROS) Plan has been adopted and accepted by the Recreation Conservation Office (RCO). This project may be eligible for state grant funding.

CAPITAL PROJECT COSTS	Total \$ Requested	2023	2024	2025	2026	2027	2028
Engineering & Permitting	275,646						275,646
Construction							
TOTAL COSTS	275,646						275,646
REQUESTED FUNDING	Total \$ Requested	2023	2024	2025	2026	2027	2028
REET 1	275,646						275,646
TOTAL SOURCES	275,646						275,646



PROJECT FOR THE:

Parks Department

P9

PROJECT TITLE:

Grant Matching Fund

DESCRIPTION

This project is used to accumulate matching funds for grants related to parks projects now scheduled in the CIP.

BACKGROUND

The city will use this fund for professional technical assistance with grant applications and supplement funding if a grant is received for a project that needs to be moved up in the CIP schedule or if a larger match than anticipated is needed.

Comments

Grants for parks projects typically require a minimum match. Unused funds should be rolled into the following year's budget to match potentially larger grants.

CAPITAL PROJECT COSTS	Total \$ Requested	2023	2024	2025	2026	2027	2028
Funding to Match Grants	535,000	35,000	50,000	75,000	100,000	125,000	150,000
TOTAL COSTS	535,000	35,000	50,000	75,000	100,000	125,000	150,000
REQUESTED FUNDING	Total \$ Requested	2023	2024	2025	2026	2027	2028
Real Estate Excise Tax I	535,000	35,000	50,000	75,000	100,000	125,000	150,000
TOTAL SOURCES	535,000	35,000	50,000	75,000	100,000	125,000	150,000

What is a matching grant?

A matching grant is a contingent grant awarded only if the receiving entity is able to put up (or independently raise) a sum equal to the amount provided by the granting entity.



Parks Department

CAPITAL PROJECT SUMMARY

Expenditure Summary by Project							
Project Name	Capital Plan 2023-2028						
	Total \$ Requested 2023-2028	2023	2024	2025	2026	2027	2028
P1 Skatepark Reconstruction	1,270,000	620,000	350,000	300,000	0	0	0
P2 Ginder Creek Trail and Site Restoration	379,349	75,000	200,000	104,349	0	0	0
P3 Ginder Creek Property Acquisition	550,000	0	200,000	0	200,000	150,000	0
P5 Eagle Creek Park Redevelopment	401,000	50,000	351,000	0	0	0	0
P7 Lake Sawyer Park Boat Launch-	886,200	0	0	0	0	126,000	760,200
P8 Boat Launch Park Shoreline Stabil-Design	275,646	0	0	0	0	0	275,646
P9 Grant Matching Project	535,000	35,000	50,000	75,000	100,000	125,000	150,000
TOTAL PLANNED EXPENDITURES	\$4,297,195	\$780,000	\$1,151,000	\$479,349	\$300,000	\$401,000	\$1,185,846
Funding Sources							
Recreation & Conservation Grant (RCO)	Total \$ Requested 2023-2028	2023	2024	2025	2026	2027	2028
P1 Skatepark Reconstruction	350,000	0	50,000	300,000	0	0	0
	0						
Total RCO Grant Funding	\$350,000	\$0	\$50,000	\$300,000	\$0	\$0	\$0
Conservations Future Grant	Total \$ Requested 2023-2028	2023	2024	2025	2026	2027	2028
P3 Ginder Creek Property Acquisition	200,000	0	200,000	0	0	0	0
Total CF Grant Funding	\$200,000	\$0	\$200,000	\$0	\$0	\$0	\$0
Other Grant Funding	Total \$ Requested 2023-2028	2023	2024	2025	2026	2027	2028
P3 Ginder Creek Property Acquisition	200,000	0	0	0	200,000	0	0
P5 Eagle Creek Park Redevelopment	351,000	0	351,000	0	0	0	0
P7 Lake Sawyer Park Boat Launch-	760,200	0	0	0	0	0	760,200
P8 Boat Launch Park Shoreline Stabil-Design	0	\$0	\$0	\$0	\$0	\$0	\$0
Total Other Grant Funding	\$1,311,200	\$0	\$351,000	\$0	\$200,000	\$0	\$760,200
King County Tax Levy	Total \$ Requested 2023-2028	2023	2024	2025	2026	2027	2028
P1 Skatepark Reconstruction	270,000	70,000	200,000	0	0	0	0
P2 Ginder Creek Trail and Site Restoration	304,349	75,000	125,000	104,349	0	0	0
P5 Eagle Creek Park Redevelopment	0						
Total King County Levy Funding	\$574,349	\$145,000	\$325,000	\$104,349	\$0	\$0	\$0
King County Grant Funds	Total \$ Requested 2023-2028	2023	2024	2025	2026	2027	2028
P1 Skatepark Reconstruction	115,000	115,000	0	0	0	0	0
Total KCD Grant Funds	\$115,000	\$115,000	\$0	\$0	\$0	\$0	\$0
Matching Grant	Total \$ Requested 2023-2028	2023	2024	2025	2026	2027	2028
P1 Skatepark Reconstruction	135,000	35,000	100,000	0	0	0	0
Total Matching Funds	\$135,000	\$35,000	\$100,000	\$0	\$0	\$0	\$0
REET I Funding	Total \$ Requested 2023-2028	2023	2024	2025	2026	2027	2028
P1 Skatepark Reconstruction	400,000	400,000	0	0	0	0	0
P2 Ginder Creek Trail and Site Restoration	75,000	0	75,000	0	0	0	0
P3 Ginder Creek Property Acquisition	150,000	0	0	0	0	150,000	0
P5 Eagle Creek Park Redevelopment	50,000	50,000	0	0	0	0	0
P7 Lake Sawyer Park Boat Launch-	126,000	0	0	0	0	126,000	0
P8 Boat Launch Park Shoreline Stabil-Design	275,646	0	0	0	0		275,646
P9 Grant Matching Project	535,000	35,000	50,000	75,000	100,000	125,000	150,000
Total REET I Funding	\$1,611,646	\$485,000	\$125,000	\$75,000	\$100,000	\$401,000	\$425,646
TOTAL PARKS PROJECT FUNDING	\$4,297,195	\$780,000	\$1,151,000	\$479,349	\$300,000	\$401,000	\$1,185,846

PROJECT FOR THE:

Fire Department

F1

PROJECT TITLE:

Add New Engine to Fleet

DESCRIPTION

Opening a Fire Station on Lawson Hill will require a second in-service fire engine. The Developer has purchased their new engine, but the second engine replacement is the City's responsibility. This needs to be ordered and built by the time the new station is ready to open.

BACKGROUND

The current build time for a new engine is about 24 months.

COMMENTS

Mountain View Fire has procured an estimated bid from Pierce Manufacture through HGAC-Buy utilized to purchase the last new fire engine by Black Diamond. This bid is good through mid October 2022. An increased amount is expected if ordered in 2024 for completion in 2026. A deposit is required and final payment when delivered.

CAPITAL PROJECT COSTS	Total \$ Requested	2023	2024	2025	2026	2027	2028
Capital Outlay	1,100,000		300,000		800,000		
TOTAL COSTS	1,100,000		300,000		800,000		
REQUESTED FUNDING	Total \$ Requested	2023	2024	2025	2026	2027	2028
REET II	300,000		300,000				
Loan Plan	800,000				800,000		
TOTAL SOURCES	1,100,000				800,000		
Non-Capital Operating Costs	Total \$ Requested	2023	2024	2025	2026	2027	2028
GF Debt Repay (12yr@5%)	400,000					200,000	200,000
Annual Maint Costs	100,000					50,000	50,000
TOTAL SOURCES	500,000					50,000	50,000



PROJECT FOR THE:	Fire Department	F2
PROJECT TITLE:	Replace Reserve Engine	

DESCRIPTION	The current Black Diamond reserve fire engine is twenty two years old.
BACKGROUND	Black Diamond needs a reserve fire engine to place into service when the other engines are in for maintainance.
COMMENTS	Mountain View may be able to sell a 2010 Mountain View Fire Engine to Black Diamond to use as a reserve and should be considered as an option. This option would extend the time frame to purchase a new engine and the current 2020 engine could be moved into reserve status at this later date.

CAPITAL PROJECT COSTS	Total \$ Requested	2023	2024	2025	2026	2027	2028
Capital Outlay	400,000	400,000					
TOTAL COSTS	400,000	400,000					
REQUESTED FUNDING	Total \$ Requested	2023	2024	2025	2026	2027	2028
FERMA-AFG Grant							
REET I	400,000	400,000					
TOTAL SOURCES	400,000	400,000					
Non-Capital Operating Costs	Total \$ Requested	2023	2024	2025	2026	2027	2028
Annual Maint Costs	185,000		30,000	35,000	40,000	40,000	40,000
TOTAL SOURCES	185,000		30,000	35,000	40,000	40,000	40,000



PROJECT FOR THE:	Fire Department	F3
PROJECT TITLE:	Additional Aid Car	

DESCRIPTION	Aid car (type I) for responding to and transporting emergency medical patients to hospital.
BACKGROUND	The City only has one aid car, two will be needed when the new Fire Station 99 is completed.
COMMENTS	At the estimated cost of an aid car with equipment is \$450,000.

CAPITAL PROJECT COSTS	Total \$ Requested	2023	2024	2025	2026	2027	2028
Capital Outlay	550,000				550,000		
TOTAL COSTS	550,000				550,000		
REQUESTED FUNDING	Total \$ Requested	2023	2024	2025	2026	2027	2028
Loan Plan	550,000				550,000		
TOTAL SOURCES	550,000				550,000		
Non-Capital Operating Costs	Total \$ Requested	2023	2024	2025	2026	2027	2028
GF Debt Repay (12yr@5%)	150,000					75,000	75,000
Annual Maint Costs	36,000					18,000	18,000
TOTAL SOURCES	186,000					18,000	18,000



PROJECT FOR THE:	Fire Department	F4
PROJECT TITLE:	Replace Brush-Truck Chassis	

DESCRIPTION	<p>Replace chassis of Brush 98 to improve safety and increase the usefulness of the vehicle. The standard chassis is too small, and you must drive with the water tank empty and it is not a crew cab, it only carries two people.</p>
BACKGROUND	<p>Present vehicle, exceeds manufacturers gross vehicle weight when fully loaded with water. The current brush truck runs without water in the tank and is typically not used by the department due to this problem. The City is required to have a brush truck however; the current brush truck is not used due to safety issues.</p>
COMMENTS	<p>Selling the present chassis as surplus equipment helps offset the estimated \$96,000 with State sales tax. The "slide in" from the current brush truck can be refurbished and used. The total dollars allocated will include dollars for refurbish of the slide in. A chassis may be able to be purchased off of "WA State Bid", if one is available.</p>

CAPITAL PROJECT COSTS	Total \$ Requested	2023	2024	2025	2026	2027	2028
Capital Outlay	96,000	96,000					
TOTAL COSTS	96,000	96,000					
REQUESTED FUNDING	Total \$ Requested	2023	2024	2025	2026	2027	2028
REET I	96,000	96,000					
TOTAL SOURCES	96,000						
Non-Capital Operating Costs	Total \$ Requested	2023	2024	2025	2026	2027	2028
Annual Maint Costs	30,000		6,000	6,000	6,000	6,000	6,000
TOTAL SOURCES	30,000		6,000	6,000	6,000	6,000	6,000



PROJECT FOR THE:	Fire Department	F5
PROJECT TITLE:	New Fire Station and Equipment - Growth Related	

DESCRIPTION

A fire station is currently being constructed on Lawson Hill to replace the existing fire station 99. This fire station is being built as part of the Mitigation Agreement with Oakpointe. Placing this fire station in service will require all new equipment and furnishings.

BACKGROUND

This station is currently in the process of being constructed and will be completed in an estimate time frame of 18 months from the time construction is started.

COMMENTS

The station is being constructed by Oakpointe as part of the Mitigation Agreement.

CAPITAL PROJECT COSTS	Total \$ Requested	2023	2024	2025	2026	2027	2028
Furnishings, Equip & SCBA Com	450,000				450,000		
IT, Com. And Alerting	250,000			250,000			
TOTAL COSTS	700,000			250,000	450,000		
REQUESTED FUNDING	Total \$ Requested	2023	2024	2025	2026	2027	2028
GF Lid Lift	450,000				450,000		
Annual Op Mtc Cost-GF	250,000			250,000			
TOTAL SOURCES	700,000			250,000			



PROJECT FOR THE:	Fire Department	F6
PROJECT TITLE:	REPLACE and ADD Breathing Apparatus	

DESCRIPTION	Black Diamond currently does not own any breathing apparatuses. All of the current breathing apparatuses in use in Black Diamond are owned by Mountain View Fire. All breathing apparatuses in use are timing out and require replacement per NFPA 1852.
BACKGROUND	Breathing apparatuses are required to be compliant with NFPA and WAC. Approx. 28 Packs, 56 air bottles and approximately 40 masks need to be purchased. The City is responsible for the purchase and replacement of breathing apparatuses.
COMMENTS	All breathing apparatus need to be replaced and additional units purchased for the Lawson Hills station. Each apparatus requires at least two air bottles and each firefighter is required to be issued their own mask. Mountian View Fire will apply for a grant for the initial replacement. Annual amount of maintainance needs to be included every year to keep equipment current.

CAPITAL PROJECT COSTS	Total \$ Requested	2023	2024	2025	2026	2027	2028
Capital Outlay	500,000		500,000				
TOTAL COSTS	500,000		500,000				
REQUESTED FUNDING	Total \$ Requested	2023	2024	2025	2026	2027	2028
FEMA-AFG Grant	500,000		500,000				
TOTAL SOURCES	500,000		500,000				
Non-Capital Operating Costs	Total \$ Requested	2023	2024	2025	2026	2027	2028
Annual Maint Costs	300,000	50,000	50,000	50,000	50,000	50,000	50,000
TOTAL SOURCES	300,000	50,000	50,000	50,000	50,000	50,000	50,000



Fire Department

CAPITAL PROJECT SUMMARY

Expenditure Summary by Project								
Project Name		Capital Plan 2023-2028						
		Total \$ Requested 2023-2028	2023	2024	2025	2026	2027	2028
F1	Add New Engine to Fleet	1,100,000	0	300,000	0	800,000	0	0
F2	Replace Reserve Engine	400,000	400,000	0	0	0	0	0
F3	Add New Aid Car to Fleet	550,000	0	0	0	550,000	0	0
F4	Replace Brush-Truck Chasis	96,000	96,000	0	0	0	0	0
F5	Fire Station & Equipment	700,000	0	0	250,000	450,000	0	0
F6	Breathing Apparatuses	500,000	0	500,000	0	0	0	0
TOTAL PLANNED EXPENDITURES		\$3,346,000	\$496,000	\$800,000	\$250,000	\$1,800,000	\$0	\$0
Funding Sources								
		Total \$ Requested 2023-2028	2023	2024	2025	2026	2027	2028
Loans to Finance Projects								
F1	Add New Engine to Fleet	800,000	0	0	0	800,000	0	0
F3	Add New Aid Car to Fleet	550,000	0	0	0	550,000	0	0
Total Loans		\$1,350,000	\$0	\$0	\$0	\$1,350,000	\$0	\$0
REET I								
F2	Replace Reserve Engine	400,000	400,000	0	0	0	0	0
Total REET I Funding		\$400,000	\$400,000	\$0	\$0	\$0	\$0	\$0
REET II								
F1	Add New Engine to Fleet	300,000	0	300,000	0	0	0	0
F4	Replace Brush-Truck Chasis	96,000	96,000	0	0	0	0	0
Total REET II Funding		\$396,000	\$96,000	\$300,000	\$0	\$0	\$0	\$0
FERMA-AFG Grant								
F6	Breathing Apparatuses	500,000	0	500,000	0	0	0	0
		\$500,000	\$0	\$500,000	\$0	\$0	\$0	\$0
GF Lid Lift								
F5	Fire Station & Equipment	450,000	0	0	0	450,000	0	0
Total Bond Sales		\$450,000	\$0	\$0	\$0	\$450,000	\$0	\$0
Annual Operating								
F5	Fire Station & Equipment	250,000	0	0	250,000	0	0	0
Total Other Financing		\$250,000	\$0	\$0	\$250,000	\$0	\$0	\$0
FIRE DEPT SUBTOTAL		\$3,346,000	\$496,000	\$800,000	\$250,000	\$1,800,000	\$0	\$0

DESCRIPTION

The City has created and maintained a vehicle replacement plan with planned expenditures for patrol cars in an effort to replace aging patrol cars before becoming too expensive to maintain and to assure officer safety.

BACKGROUND

This rotation plan will allow the force to spend more time on the street and less time delivering them for repairs and maintenance.

COMMENTS

CAPITAL PROJECT COSTS	Total \$ Requested	2023	2024	2025	2026	2027	2028
Capital Outlay	1,834,900	100,000	280,000	320,000	360,000	378,000	396,900
TOTAL COSTS	1,834,900	100,000	280,000	320,000	360,000	378,000	396,900
REQUESTED FUNDING	Total \$ Requested	2023	2024	2025	2026	2027	2028
General Fund	1,834,900	100,000	280,000	320,000	360,000	378,000	396,900
TOTAL SOURCES	1,834,900	1,834,900	100,000	280,000	320,000	360,000	378,000



PROJECT FOR THE:	Police Department	L2
PROJECT TITLE:	Radio Rplacement	

DESCRIPTION

Portable radio replacements to replace 20 year old radios with the 750 MegaHertz update requirement. King County voters passed a radio replacement levy that may not be ready until 2019.

BACKGROUND

COMMENTS

CAPITAL PROJECT COSTS	Total \$ Requested	2023	2024	2025	2026	2027	2028
Portable Radio-Replacements	5,000		5,000				
TOTAL COSTS	5,000		5,000				
REQUESTED FUNDING	Total \$ Requested	2023	2024	2025	2026	2027	2028
General Fund	5,000		5,000				
TOTAL SOURCES	5,000		5,000				



VEHICLE REPLACEMENT SCHEDULE AND ASSIGNMENT

OFFICER	Make/ Model	CAR #	AVG/ MILEAGE YR.	Jun-22	2023	2024	2025	2026	2027	2028
Chief Kiblinger	2017 Ford F-150	1	10,000	33,943	41,581	51,581	61,581	71,581	81,581	91,581
Vacant	2017 Ford Explorer	2	15,000	74,484	85,537	100,537	115,537	0	15,000	30,000
Ofr. Henrich	2017 Ford Explorer	3	15,000	65,564	77,137	92,137	107,137	122,137	0	15,000
Ofr. Hershaw	2019 Ford Explorer	5	14,000	42,245	56,245	70,245	84,245	98,245	112,245	0
Vacant	2019 Ford Explorer	6	15,000	54,159	81,000	111,000	0	15,000	30,000	45,000
Ofr. Delvalle	2020 Ford Explorer	7	15,000	19,998	24,924	39,924	54,924	69,924	84,924	99,924
Ofr. Crooker	2020 Ford Explorer	8	15,000	32,016	39,276	54,276	69,276	84,276	99,276	114,276
Ofr. Riepl	2020 Ford Explorer	9	12,000	13,116	24,000	36,000	51,000	66,000	78,000	90,000
Cmdr. Martinez	2021 Ford Explorer	10	10,000	4,500	11,200	21,200	31,200	41,200	51,200	61,000
Sgt. Lynch	2021 Ford Explorer	11	15,000	14,730	23,157	38,157	53,157	68,157	83,157	98,157
Ofr. Chatterson	2021 Chev. Tahoe	12	15,000	6,961	15,456	30,456	45,456	60,456	75,456	90,456
Position 12	*vehicles order 1/22		15,000		15,000	30,000	45,000	60,000	75,000	90,000
Position 13	delivery Oct/2022		15,000		15,000	30,000	45,000	60,000	75,000	90,000
Position 14			15,000			0	15,000	30,000	45,000	60,000
Position 15			15,000				0	15,000	30,000	45,000
Position 16			15,000					0	15,000	30,000
Position 17			15,000						0	15,000
Position 18			15,000							0
POOL VEHICLES										
ADMIN	2008 Chev Im	25		54,858						
Pool	2012 Chev. T	30	13,500	131,497						

Police Boat	Replacement				100,000					
-------------	-------------	--	--	--	---------	--	--	--	--	--

Updated in September of 2022

Police Department

CAPITAL PROJECT SUMMARY

Expenditure Summary by Project							
Project Name	Total \$ Requested 2023-2028	Capital Plan 2023-2028					
		2023	2024	2025	2026	2027	2028
L1 Patrol Car & Boat Replacement	1,834,900	100,000	280,000	320,000	360,000	378,000	396,900
L2 Radio Replacement	5,000		5,000				
TOTAL ESTIMATED COSTS	\$1,839,900	\$100,000	\$285,000	\$320,000	\$360,000	\$378,000	\$396,900
Funding Sources							
	Total \$ Requested 2023-2028						
		2023	2024	2025	2026	2027	2028
General Fund							
L1 Patrol Car & Boat Replacement	1,834,900	100,000	280,000	320,000	360,000	378,000	396,900
L2 Radio Replacement	5,000		5,000				
Total REET I Funding	\$1,839,900	\$100,000	\$285,000	\$320,000	\$360,000	\$378,000	\$396,900

PROJECT FOR THE:

Administration General Government

G1

PROJECT TITLE:

General Facility Improvements

DESCRIPTION

The city campus needs a continual building improvement budget for needed maintenance upgrades such as roofing, heating, air conditioning, or other furniture or maintenance needs.

BACKGROUND

A placeholder amount has been budgeted for necessary major maintenance improvement for all campus building, including Police/Court/Chamber bldg, and Gym improvements.

COMMENTS

As planning for future campus building and land need. Funding for those improvements are known, a CIP amendment will be needed.

CAPITAL PROJECT COSTS	Total \$ Requested	2023	2024	2025	2026	2027	2028
Campus Maintenance Imp.	1,200,000	200,000	200,000	200,000	200,000	200,000	200,000
TOTAL COSTS	1,200,000	200,000	200,000	200,000	200,000	200,000	200,000
REQUESTED FUNDING	Total \$ Requested	2023	2024	2025	2026	2027	2028
Real Estate Excise Tax I	1,200,000	200,000	200,000	200,000	200,000	200,000	200,000
TOTAL SOURCES	1,200,000	202,023	202,024	202,025	202,026	202,027	202,028



PROJECT FOR THE:

Administration General Government

G2

PROJECT TITLE:

Gym / Way Finding Signs

DESCRIPTION

Signage is needed for the Gym, as well as for wayfinding in the city.

BACKGROUND**COMMENTS**

The Way Finding Signs are not commercial signs, but directional signs to area School, Parks, historical areas.

CAPITAL PROJECT COSTS	Total \$ Requested	2023	2024	2025	2026	2027	2028
Gym Sign and Installation	15,000	15,000					
Wayfinding Signs and Installation	60,000	30,000			30,000		
TOTAL COSTS	75,000	45,000			30,000		
REQUESTED FUNDING	Total \$ Requested	2023	2024	2025	2026	2027	2028
Real Estate Excise Tax I	75,000	45,000			30,000		
TOTAL SOURCES	75,000	47,023	2,024	2,025	30,000	2,027	2,028



PROJECT FOR THE:	IT Department	g3
PROJECT TITLE:		

DESCRIPTION Variety of technology upgrades to the city including PC purchases, software purchases, network upgrades including hardware, software and printers.

CAPITAL PROJECT COSTS	Total \$ Requested	2023	2024	2025	2026	2027	2028
Phone Hardware and System	\$20,000	\$20,000					
Phone Project	20,000	20,000					
Desktop Replacements	\$7,000			\$7,000			
Surface / Dock Replacements	\$60,000		\$10,000		\$50,000		
iPad Replacements	\$10,000	\$4,000	\$6,000				
Police Laptops / Car Docks	\$65,000			\$65,000			
Police Cradlepoints / Hotspots	\$2,500	\$2,500					
ESRI GPS Unit	\$15,000				\$15,000		
Printers	\$7,500					\$7,500	
Monitors	\$5,000	\$2,000	\$1,000	\$500	\$500	\$500	\$500
Incidentals	\$18,000	\$3,000	\$3,000	\$3,000	\$3,000	\$3,000	\$3,000
PC Hardware	190,000	11,500	20,000	75,500	68,500	11,000	3,500
End Point Solution	\$11,500		\$11,500				
Page Freezer	\$5,000	\$5,000					
Document Management	\$250,000	\$50,000	\$50,000	\$50,000	\$50,000	\$50,000	
PC Software	266,500	55,000	61,500	50,000	50,000	50,000	
Switch Replacement	\$30,000					\$30,000	
UPS / Batt Replacement	\$3,000	\$500	\$500	\$500	\$500	\$500	\$500
Fiber Cable SCADA Connect	\$75,000		\$75,000				
Incidentals	\$3,000	\$500	\$500	\$500	\$500	\$500	\$500
Network Hardware	111,000	1,000	76,000	1,000	1,000	31,000	1,000
Firewalls	\$75,000		\$25,000	\$50,000			
Door Control / Cameras	\$85,000	\$85,000					
Security	160,000	85,000	25,000	50,000			
Server Replacements	\$100,000					\$100,000	
Backup Server Replacements	\$7,500					\$7,500	
Incidentals	\$6,000	\$1,000	\$1,000	\$1,000	\$1,000	\$1,000	\$1,000
Server Hardware	113,500	1,000	1,000	1,000	1,000	108,500	1,000
VmWare	\$25,000					\$25,000	
Permit Software	\$150,000						\$150,000
Accounting Software	\$250,000						\$250,000
Windows Server licenses	\$6,000	\$6,000					
Server Software	431,000	6,000				25,000	400,000
TOTAL SOURCES	1,292,000	179,500	183,500	177,500	120,500	225,500	405,500
REQUESTED FUNDING	Total \$ Requested	2023	2024	2025	2026	2027	2028
REET I	1,292,000	179,500	183,500	177,500	120,500	225,500	405,500
TOTAL SOURCES	1,292,000	179,500	183,500	177,500	120,500	225,500	405,500

Administration General Government Projects

CAPITAL PROJECT SUMMARY

Project Title		Total \$ Requested 2023-2028	2023	2024	2025	2026	2027	2028
G1	Facility Improvements	1,200,000	200,000	200,000	200,000	200,000	200,000	200,000
G2	Gym / Wayfinding Signs	75,000	45,000			30,000		
G3	Technology	1,292,000	179,500	183,500	177,500	120,500	225,500	405,500
TOTAL PLANNED EXPENDITURES		\$2,567,000	\$424,500	\$383,500	\$377,500	\$350,500	\$425,500	\$605,500
Funding Sources								
		Total \$ Requested 2023-2028	2023	2024	2025	2026	2027	2028
Real Estate Excise Tax I								
G1	Facility Improvements	1,200,000	200,000	200,000	200,000	200,000	200,000	200,000
G2	Gym / Wayfinding Signs	75,000	45,000			30,000		
G3	Technology	1,292,000	179,500	183,500	177,500	120,500	225,500	405,500
Total REET I Funding		\$2,567,000	\$424,500	\$383,500	\$377,500	\$350,500	\$425,500	\$605,500
GENERAL GOVERNMENT SUBTOTAL		\$2,567,000	\$424,500	\$383,500	\$377,500	\$350,500	\$425,500	\$605,500



CITY OF BLACK DIAMOND

2022 Schedule 2023 – 2028 Capital Improvement Plan (CIP)

	Process	Internal Due Date	Workstudy	City Council Meetings
1	CIP Planning Meeting	May 2-31		
2	CIP Call letter & worksheet to affected departments (include goals, rules and timelines)	June 9, 2022		
3	Departments Update detailed requests and submit to Finance and City Administration	June 9 - July 27		
4	Finance combines revenue and all Department requests for review by Administration. Administration Reviews with Finance and Departments to requested Projects.	June 9-July 27		
5	Management Meetings with Finance, Public Works, Administration Public Works & General Govt. Projects & Revenues	Aug 17		
6	CIP Regular Workstudy – Public Works- Review Projects & Revenues		Oct 6	
7	CIP Regular Workstudy 5:30– Non-Public Works General Govt Projects & Revenues		Oct 6	
8	Public Hearing for 2023 – 2028 CIP			Oct 20
9	Council adopts 2023 – 2028 CIP			Nov 17